accesus

Suspended platforms manufacturers

International rental companies and distributors



accesus

1. Company
2. Facilities
3. Products
4. Projects
5. Services





Born in 2009.

Located in Barcelona (Spain).

Leading company in the manufacture of suspended platform and customized solution for working at height. With a clear international focus.

Experience in energy, nuclear and steel industry, windmills, special civil construction, chimneys.

Quality, production and environment certifications ISO 9001, ISO 14001 and ISO 45001.

Capacity to develop projects all over the world.

Distributors and rental companies from all over the world need **leading manufacturers at height** who can be relied upon to develop **high safety equipment** to meet specific needs:



Permanent showroom at Accesus facilities equipment certified, tested and supplied with full technical documentation

Technical advice and training for the **assembly and revision of the equipment.**

Highly qualified personnel to offer detailed studies of special projects and customised to the client's needs.

YOUR BEST CHOICE AT HEIGHT

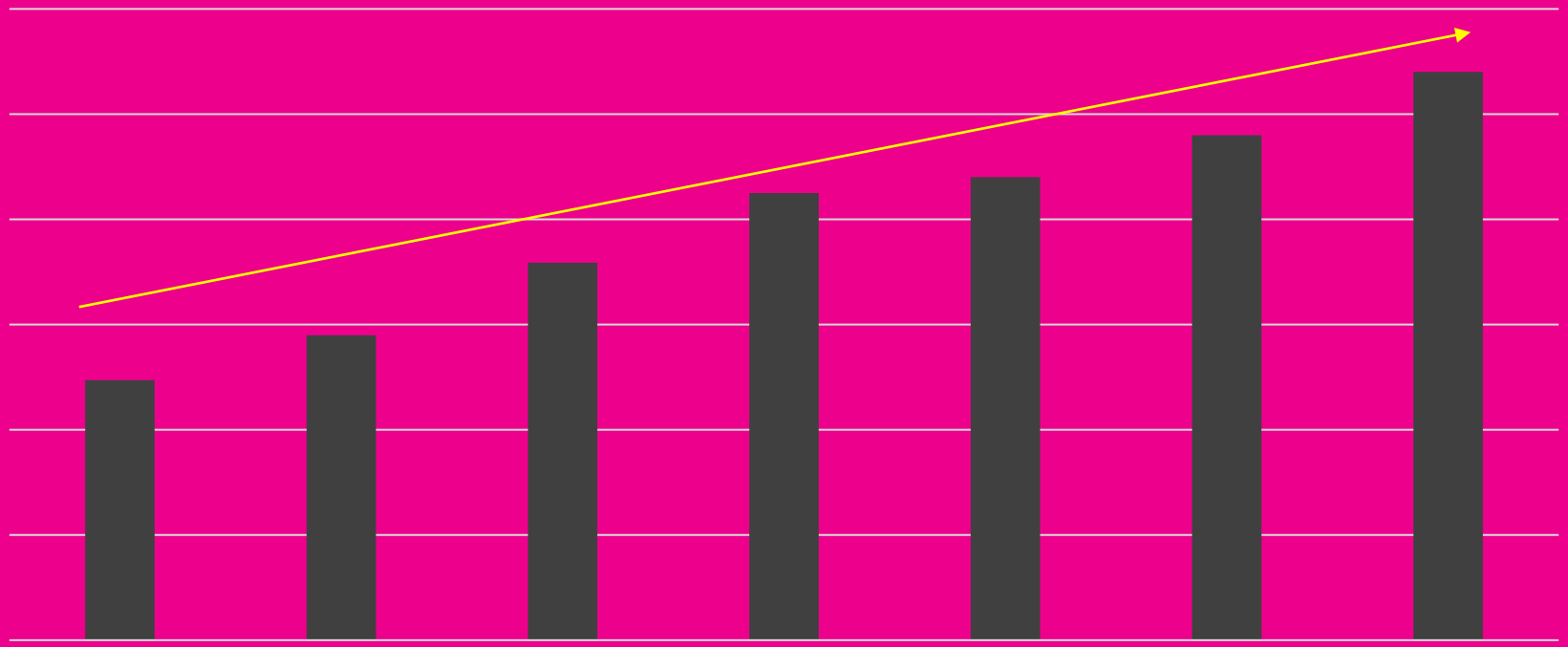

Team & economic growth



In all continents

GLOBAL PRESENCE

SOME OF OUR CLIENTS

ROBUR WIND
YOUR WIND SERVICE SPECIALIST

ArcelorMittal

Gamesa

thyssenkrupp

REPSOL

FCC
FOMENTO DE CONSTRUCCIONES Y CONTRATAS, S.A.

DRAGADOS

df
Powered by experience

NORDEX
We've got the power.

acciona

Vestas

IBERDROLA

Naturgy



Accesus Global Training



Office

accesus



Workshop



Showroom

WORKSHOP







Expeditions, assembly, maintenance, load testing





TECHNICAL OFFICE



Detailed study and implementation plans prior to on-site implementation.







Production of all types of technical documentation (data sheets and user manuals, protocols, delivery certificates for our equipment, etc.).



SHOWROOM







Product showrooms and meeting rooms





accesus GLOBAL TRAINING







Internal and distributors commercial training, user training for a correct assembly and use of our equipment and training for equipment maintainers.





In-house or Accesus facilities trainings.





PRODUCTS

SUSPENDED PLATFORMS

SPECIAL EQUIPMENTS

PPES







BUSINESS FAMILIES

Get more than 100 different suspended platforms from Accesus standard parts.

Equipment for all sizes and manholes, useful in different environments.

The modularity of parts allows new applications by adding few parts (low investment).

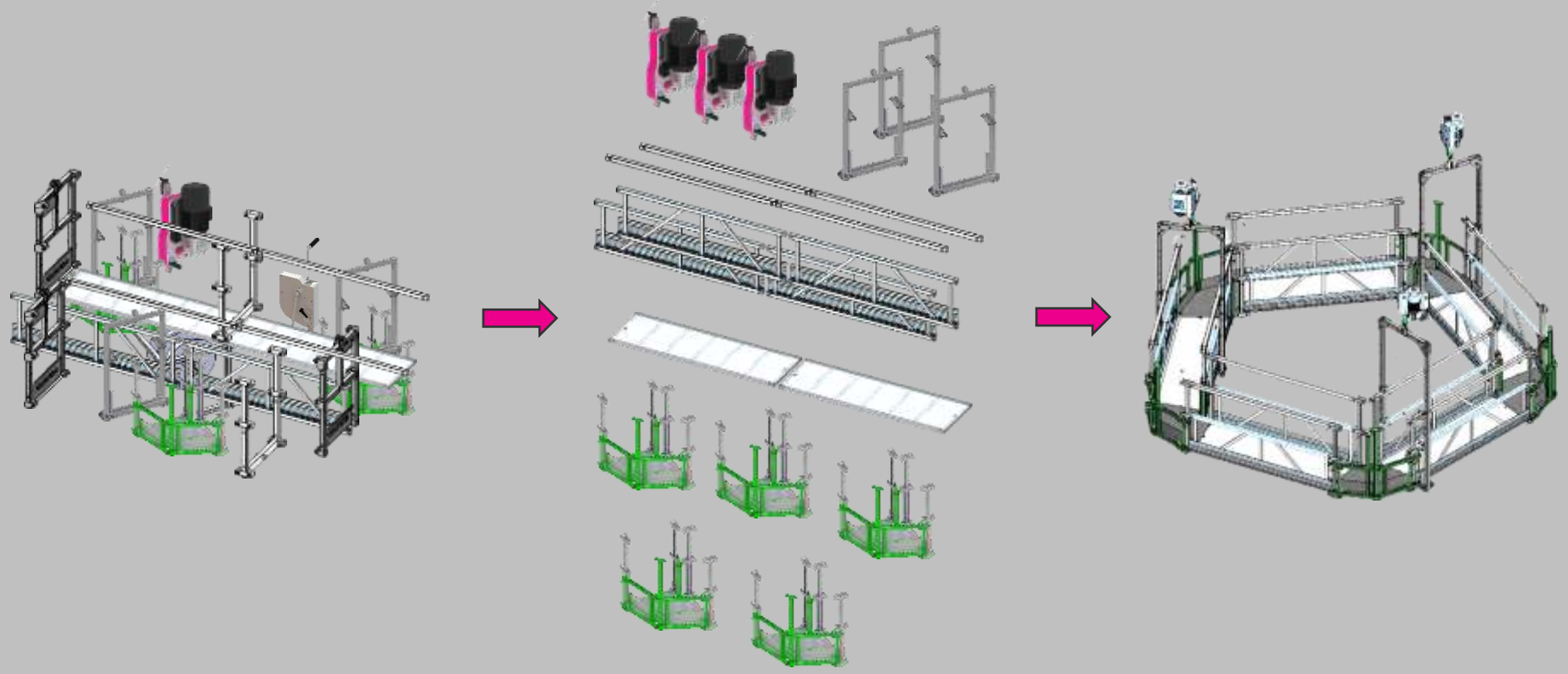

MODULARITY

HOISTS



LEVA
wire rope hoist
500 Kg
CE / Dir 2006/42



Manual
hoist
400 Kg
CE / EN 1808

SUSPENDED SCAFFOLD

BASIC

BASIC
bosun chairs



BASIC
500



BASIC S



BASIC
Doble Width



BASIC
Cube



KOMPLET

KOMPLET with walk-
through stirrups

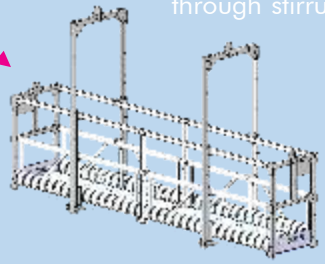

Double deck

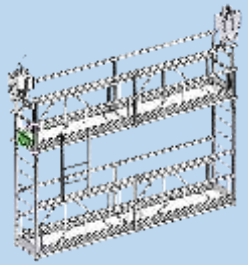

Polygonal

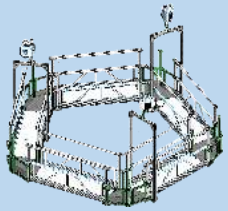

BALKON
KOMPLET



KOMPLET with end stirrups



Manual hoist

Electric hoist

Circular



3-hoist adjustable
KOMPLET



Inclined plane

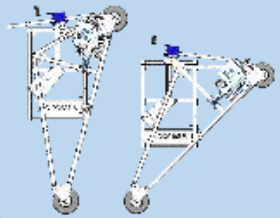

SUSPENSIONS

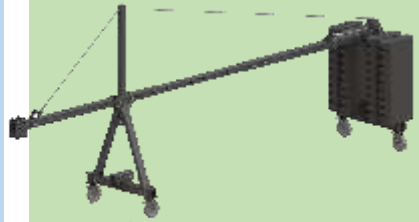

BRAKOO suspension davit



Rail beam
BRAKOO



Swinging arm
BRAKOO



Tank davit



BEEPA's
suspension gantry



PLACFIX
anchorage plates



Metal sling



Translation
trolley



Suspension clamp



Tripods



Motorized
tripods
(manual and
electric)

MODULARITY: GET MULTIPLE DESIGNS COMBINING PIECES







Main features

- WLL 500 Kg
- 1 hoist for all Accesus equipments
- Customisable with your company's corporate colour
- Lighter than others (aluminium)
- Resistant to aggressive environments (construction site, industry…)
- Maintenance through V.acces software
- Automatic cable passage
- Unlimited working height
- Constant lifting force and speed
- Quick access to electrical and mechanical components



LEVA WIRE ROPE HOIST



Quality & reliability

- CE certified
- Own manufacturing
- Stress and performance tested harder than any other competitors:
  - +60,000 full load cycles
  - +350 hours of continuous operation (equivalent to 15 times street work)





LEVA WIRE ROPE HOIST











LEVA'S ASSEMBLY LINE





BASIC & KOMPLET suspended scaffolds

For hard-to-reach places where access from the ground is not possible

BASIC & KOMPLET SUSPENDED PLATFORMS









	BASIC S motorized chair	BASIC	BASIC 500	BASIC S	BASIC MANHOLE	BASIC DOUBLE WIDTH	BASIC CUBE
Length / measures (min-max)	0,44 m	0,8 to 4,8 m	0,8 to 4,8 m	0,8 to 1,6 m	1,6 to 4,8 m	1,12 to 6,72 m^2	0,7 to 2,14 m^2
Load capacity 	1 120	1 to 4 120 to 400	1 to 4 120 to 400	1 to 2 120 to 240	1 to 4 120 to 400	1 to 4 400	1 to 2 240
Max. width	0,48 m	1,2 m	0,5 m	0,64 m	0,97 m	1,45 m	1,2 or 1,6 m
Manhole diameter	0,45 m	0,75 m	0,67 m	0,67 m	0,4 m	0,75 m	0,67 or 0,75 m
Material	Steel and aluminium						
Standards	EC / EN 1808						

BASIC SUSPENDED SCAFFOLDS











BASIC SUSPENDED SCAFFOLDS

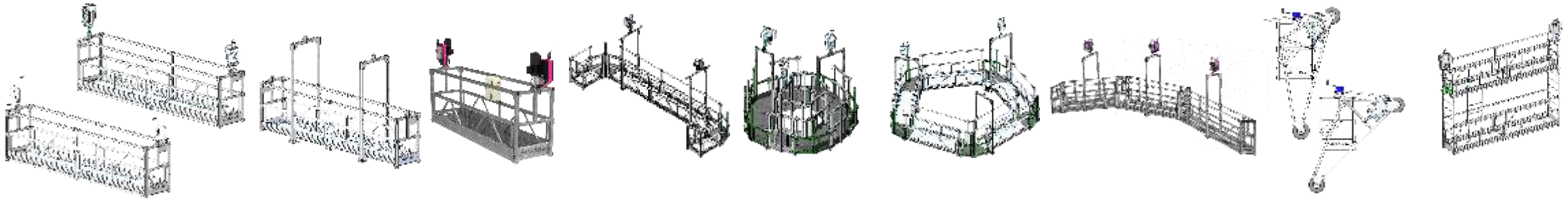

	KOMPLET end stirrups	KOMPLET walk-through stirrups	KOMPLET 460	KOMPLET BALKON	CIRCULAR PLATFORM	POLYGONAL PLATFORM	ADJUSTABLE 3 HOIST PLATFORM	INCLINED PLANE PLATFORM	DOUBLE DECK
Length / Configurations	2 to 15 m	3 to 21 m	2 to 12 m	2 to 8 m	5 m	Squared, pentagonal, hexagonal, heptagonal, octogonal…	3 to 21 m	2 to 15 m	2 to 15 m
Hoists number	2	2	2	2	3	3 or 4	3	2	2
Maximum load capacity (KG)	1 to 8 170 to 1.180	1 to 9 150 to 1.150	2 to 6 250 to 720	2 to 4 420 to 550	1 to 3 600	Depending on the configuration	1 to 9 150 to 1.150	2 to 6 650	1 to 8 170 to 1.180 (each deck)
Max. width	0,73 m	0,73 m	0,46 m	0,73 m	0,73 m	0,73 m	0,73 m	45 to 75º angles	0,73 m
Manhole diameter	0,75 m	0,75 m	0,65 m	0,75 m	0,75 m	0,75 m	0,75 m	1,05 m	0,75 m
Material	Steel and aluminium								
Standards	EC / EN 1808								

KOMPLET SUSPENDED SCAFFOLDS













KOMPLET SUSPENDED SCAFFOLDS



Platforms for wind turbines maintenance

Access to wind turbine's blades (tip and root zones) and towers (joint repairs)

WIND TURBINE SUSPENDED PLATFORMS







	MODUBLADE II	MODUBLADE U3.4	Double stirrup MODUBLADE
Length / Configurations	1,6 or 2 m	3,4 m	1,6 m
Maximum load capacity 	2 260 to 300	2 250	2 300
Max. length	2 m	3,4 m	1,6 m
Number of electric lifts	1	1	2
Anchorage points EN 795	3	3	6
Compatibility	Wind turbines from 30 to 150 m height and Blades up to 4,5 m		
Material	Aluminium		
Standards	EC // EN 1808:2015 // EN 12100:2010 // 2006/42/EC // 2006/95/EC // 2004/108/EC		

WIND TURBINE SUSPENDED PLATFORMS













WIND TURBINE SUSPENDED PLATFORMS



Designed for lifting people

UNE-EN 14502-1 standard

Standard models and custom-made baskets on demand

Modular, removable and very easy to install

Approved in multiple scenarios: bridges, shipyards and ports, hydraulic works, dams, etc.

CG CRANE BASKETS









	CG 0.6	CG 200	CG 300	CG 600	CG 900 with rescue stretcher	CG 900 without rescue stretcher	LOAD TEST TOOL FOR CG 300 & CG 600
Weight	125 Kg	142 Kg	150 Kg	250 Kg	350 Kg	350 Kg	375 Kg
Max. load capacity 	1 300	2 342	2 300	5 600	3 350	3 350	-
Modules	2	1	1	2	3	3	1 for CG 300 (roof & roofless model) 2 for CG 600 (roof & roofless model)
Anchorage points EN 795	1	2	2	5	3	3	-
Material	Steel						Steel and high-density concrete
Standards	Bureau Veritas certified / EN 14502-1						NTP 956

CG CRANE BASKETS














CG CRANE BASKETS



Possible configurations

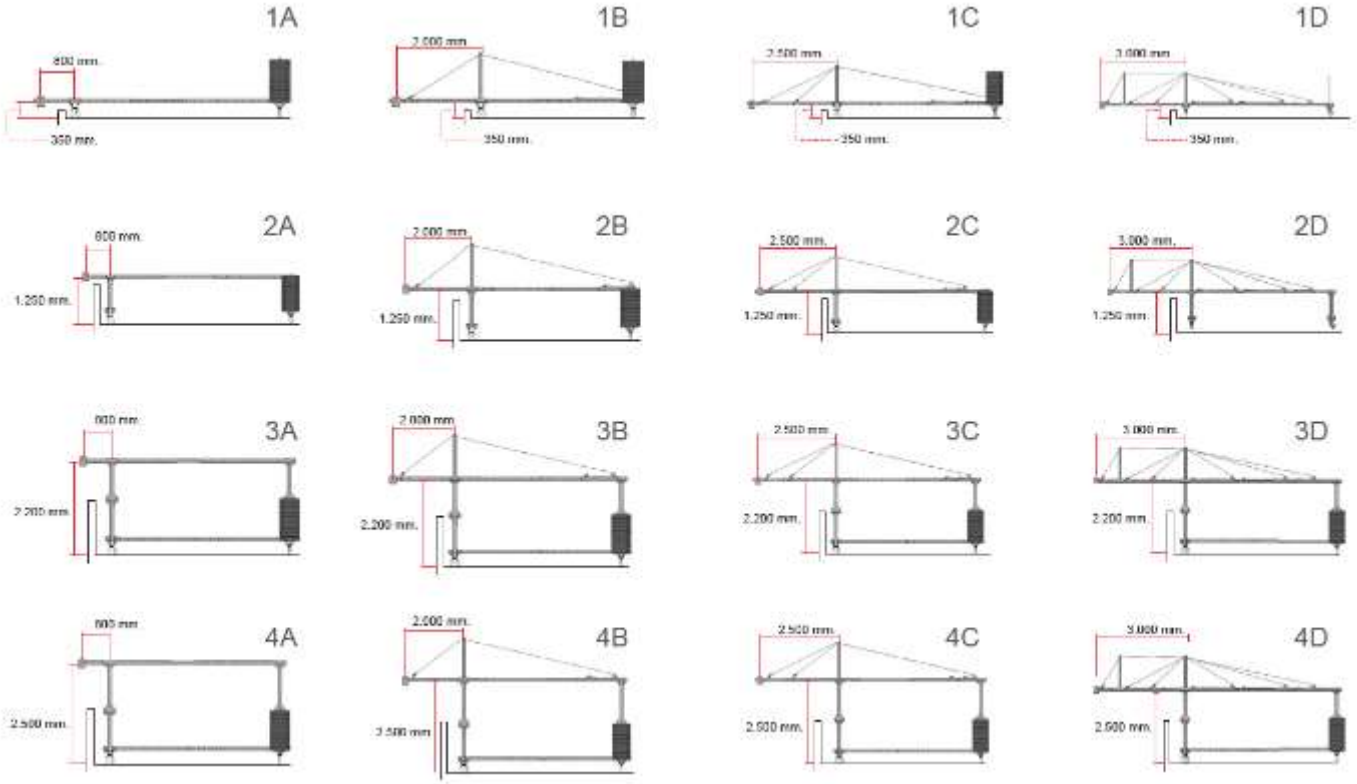

BRAKOO

- Up to 3 metres in length and 2.5 metres in height
- The highest performance davit on the market



SUSPENDED PLATFORM SUSPENSIONS – DAVIT ARMS





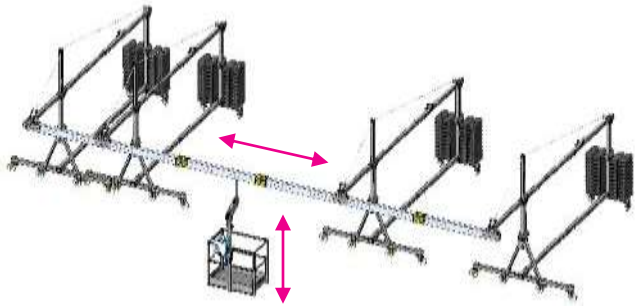

	Longitudinal rail beam BRAKOO	Swinging arm BRAKOO	Rail beam support BRAKOO
Compatibility	2B 2C 2D 3B 3C 3D 4B 4C 4D BRAKOO models	2B 3B 4B models	All BRAKOO & BEEPA models
Max. load capacity KG	1.000	1.000	500
Max. flight	3 m	2 m	3 m
Min. & max. length	2,3 – 8,3 m	2,3 – 6,3 m	Unlimited total rail length
Height under the beam	1,25 m (2B 2C 2D) / 2,2 m (3B 3C 3D) / 2,5 m (4B 4C 4D)	1,25 m (2B) / 2,2 m (3B) / 2,5 m (4B)	0,35 m (1) – 1,25 m (2) – 2,2 m (3) – 2,5 m (4)
Uses	Allows the **suspended platform** to be **moved along the davit arm** by a trolley, thus increasing the working length without impacting the davit	Easy to install in places with **little maneuverability** and where **walls of up to 2 meters have to be overcome** (swinging arm reaches up to 4 m height)	A **system** that allows access by means of **one or more suspended scaffolds** to the entire work surface (**vertically** and **horizontally**).
Standards	EC // EN 1808 // EU 2006/42/EC		

SUSPENDED PLATFORM SUSPENSIONS – DAVIT ARMS

Suspension gantry for suspended platforms

BEEPA



- 1.000 Kg max. load capacity
- Widths:

  2 – 4 – 6 m
- 5 different supports
- Aluminum



EC // EN 1808 // EU 2006/42/EC

Suspension beam-davit



- 500 Kg max. load capacity
- Possible gantry span widths: 4 m
- 3 different supports
- Galvanized steel



SUSPENDED PLATFORM SUSPENSIONS – BEAM DAVITS





Parapet clamp

- Lightweight, easy-to-mount and highly dynamic system for suspending platforms
- 2 models: 500 or 800 Kg of max. load capacity
- Bib width: 0,15 to 0,5 m
- Feather flight: 0,35 – 0,48 – 0,6 m

SUSPENDED PLATFORM SUSPENSIONS – CLAMPS






	EN 1808 suspension clamp	EN 1808 translation trolley
Max. load capacity	500 or 1.000 Kg (2 models)	500 Kg
Beam wing width	75 to 230 mm	50 to 220 mm
Material	Steel	
Uses	Designed to **fix the cables** of Accesus suspended platforms **to IPE and HEB type profiles**	Designed to **support** electric or manual Accesus suspended platforms **on beams** and keep them in vertical position
Standards	EC // EN 1808 // EU 2006/42/EC	

SUSPENDED PLATFORM SUSPENSIONS – CLAMPS & TROLLEYS







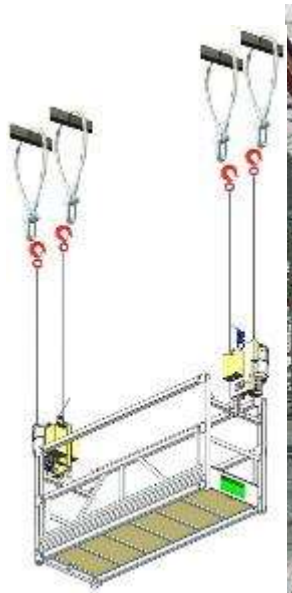



	PLACFIX	PLACFIX V	Mini gantry suspension turret	Suspension sling
Max. load capacity	800 Kg	800 Kg	500 Kg	800 Kg
Dimensions	250 x 225 x 92 mm	250 x 225 x 99 mm	430 x 350 x 225 mm	14 mm diameter
Material	Galvanized Steel		Steel	Steel with plastic protection
Uses	Placed horizontally to support vertical suspended platforms	Placed vertically to support vertical suspended platforms	For suspending Accesus suspended platforms from walls and parapets (0,15 to 0,5 m width) without using counterweights	Suspension system for suspended platforms
Standards	EC // EN 1808 // EU 2006/42/EC			

SUSPENDED PLATFORM SUSPENSIONS – OTHERS

Tank davit for suspended platforms

- 500 Kg max. load capacity
- Galvanized steel
- EC // EN 1808 // EU 2006/42/EC







SUSPENDED PLATFORM SUSPENSIONS – TANKS









RAILS FOR SUSPENDED PLATFORMS















SPECIAL SUSPENSIONS



Lifting people certified

Wide range of descent equipment & rescue arms, gantries and tripods to get to confined spaces safely.





CONFINED SPACE EQUIPMENT

Lifting people certified









Ø500 mm max. manhole



500 x 390 mm minimum clearance



Ø450 mm max. manhole

	Motorized arm AVAHO	Manual arm AVAHO-M	Motorized trolley AVAHO-S	Motorized tripod AVAHO-T	Suspension tripod with manual chair	Suspension tripod with motorized chair
Max. load capacity	1 280	1 400	1 280	1 120	1 120	1 120
Hoist	Electric	Manual	Electric	Electric	Manual hoist placed in the chair	Electric hoist placed in the chair
Max. Working height	50 m	60 m	50 m	40 m	Unlimited	
Uses	Solutions for lowering and rescuing people in silos, manholes, tanks, sewage treatment plants, hoppers, furnaces… **ATEX possibility**				Temporary use for inspection and maintenance work on vertical surfaces and reduced spaces such as patios, tanks, wells, drains or chimneys	
Material	Aluminum & steel					
Standards	EC // EN 795 B // EN 1496 // EN 1808 // 2006/42/EC // TS 16415					

CONFINED SPACE EQUIPMENT – AVAHO & HOIST TRIPODS













CONFINED SPACE EQUIPMENT – AVAHO & HOIST TRIPODS

Lifting people certified





1,44 to 2,30 m length + 6 EN 795 anchorage points



2,8 m length + 8 EN 795 anchorage points



Side flight for slopes or where there's no support. Can be used anchored, with counterweight or with a vehicle as counterweight



	TRI 9	TRI 13	TRI 12 S	TRI 12 H	TRI 14
Max. load capacity	1 500	2 1.000	2 1.000	2 1.000	2 1.000
Diameter between legs	Ø1,4 to 2,13 m	Ø1,73 to 2,71 m	Ø1,5 to 2,23 m (tripod)	Ø1,5 to 2,23 m (each tripod)	Ø1,73 to 2,71 m
Height	1,47 to 2,3 m	1,79 to 2,9 m	1,39 to 2,21 m	1,39 to 2,21 m	1,79 to 2,9 m
Uses	Solutions for lowering and rescuing people in silos, manholes, tanks, sewage treatment plants, hoppers, furnaces… **ATEX possibility**				
Material	Aluminum alloy				
Standards	EC // EN 795 B // EN 1496 // TS 16415				

CONFINED SPACE EQUIPMENT – TRIPODS









CONFINED SPACE EQUIPMENT – TRIPODS

Lifting people certified

Wide range of products

Mobile, light, versatile, resistant and easy to assemble







	PCP-K	PCP-L	PCP-A	PCP-H	BAS
Max. load capacity	2 500	5 500 to 2.000	5 1.500 to 3.500	5 3.000 to 5.000	5 1.000
Beam lengths available	2 to 6 m	2 to 7 m	2 to 9 m	3 to 7 m	4 to 7 m (gantries) 4 to 7 m (central beam)
Height	2,1 to 3 m	1,6 to 6,43 m	1,6 to 6,43 m	2,6 to 5,7 m	3,2 to 5,4 m
Uses	For lifting loads, fall protection, rescue or handling of tools in confined spaces, work on tankers, lifting loads and people at events, etc.				
Material	Aluminum				
Standards	EC // EN 795 B // EN 1496 // TS 16415				

CONFINED SPACE EQUIPMENT - GANTRIES











CONFINED SPACE EQUIPMENT – GANTRIES



CUSTOM PROJECTS



Uruguay



SPECIAL PLATFORM FOR DIGESTER IN PAPER INDUSTRY

Digester height: 60 m
Inside diameter: 10 m
Standards: 2006/42/CE, EN 1808

Development of a **suspension platform** for **maintenance tasks** inside a digester's paper industry.

All equipment must be **dissassembled and fit** through a **lateral manhole**.

AGT technicians travelled there to carry out the **first assembly** of the equipment and to **train the client**.

The maintenance works could be done in **less time** than if they were made with traditional scaffolding systems.









INDUSTRY – PAPER MILL

Spain

SUSPENDED PLATFORM INSIDE NUCLEAR REACTOR

Height: 140 meters
Standards: 2006/42/CE, EN 1808

Suspended platforms for cooling tower in a nuclear power plant.

Design, manufacture, customer training and assembly of suspended platform.











INDUSTRY – NUCLEAR PLANT



Spain



SUSPENDED PLATFORMS FOR MAINTENANCE WORKS INSIDE SILOS

Silo height: 60 meters
Silo diameter: 16 meters
Standards: 2006/42/CE, EN 1808

Maintenance works **inside a fertilizer silo**.

Design, manufacture, customer training and assembly of 4 custom designed suspended corner platform and 2 Accesus KOMPLET with special beams.

16 electric hoist working at the same time to cover all the **inside perimeter of the silo**.

The **suspended corner platforms** adapted to the interior walls while the **KOMPLET's in the center** were needed to do the renovation of the silo's roof.

26 hours of total safe and precise assembly.











INDUSTRY – SILOS



Spain



INNER CHIMNEY DEMOLITION USING SUSPENDED SCAFFOLDINGS WITH A ROBOT

Load capacity: 1.360 Kg
Standards: 2006/42/CE, EN 1808

Access to **entire interior perimeter of a 120 m high chimney for demolition** of all the brick and asbestos joints.

Design, manufacture, customer training and assembly of suspended platform for working inside cylindrical or conical installations.

Platform could transport a crushing robot for demolition works. All suspended to a static structure and a circular rotating rail (360º).

Special platform **built-in elements of the KOMPLET** equipment and **special track-style suspension system for electric trolleys**.









INDUSTRY - CHIMNEYS



Spain



SUSPENDED PLATFORM FOR REPAIR AND MAINTENANCE OF INDUSTRIAL CHIMNEY

Height: 120 m
Standards: 2006/42/EC, EN 1808

Access to entire interior perimeter of a 120 m high chimney to **demolish all brick and asbestos joints**.

Design, manufacture, customer training and assembly of suspended platform for working inside the chimney's size.

Special platform **built-in elements of the KOMPLET** equipment and with **3 cable hoists**. All 3 hoist were synchronized by a central cabinet to allow quick Access to entire interior perimeter.

This platform can be **easily adapted to different perimeters**.







INDUSTRY – CHIMNEYS



Spain

ArcelorMittal



CIRCULAR SUSPENDED PLATFORM FOR BLAST FURNACE





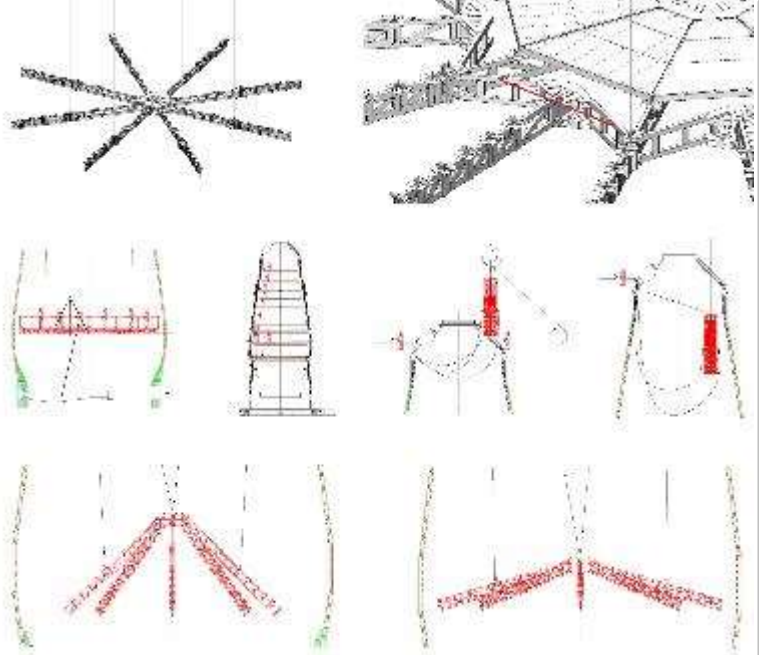



Height: 40 meters
Maximum platform diameter: 13 meters
Minimum platform diameter: 8 meters
Loading capacity: 2.000 Kg
Installation time: 30 hours
Disassembly time: 17 hours

The customer needs equipment to facilitate **changing "staves"** (cooling circuit components) inside a blast furnace in a steel plant.

Design, supply, customer training, and assembly of equipment allow the positioning of people inside the blast furnace to access its entire interior perimeter.

Configuration changes in different diameters to adapt to the blast furnace's internal diameter at each level. Can be **mounted in the air**, on top of the oven.

Easy to assembly, disassembly and operate.





INDUSTRY – STEEL PLANT



Spain

ArcelorMittal



BOF CONVERTER COOLANT MAINTENANCE PLATFORM AT STEEL MILL

Height: 60 meters
Vertical translation: electric
Horizontal translation: electric
Instalation: permanent
Elevator capacity: 2.000 Kg
Standards: 2006/42/CE, EN 1808

Carry out **maintenance tasks** inside the cooling ducts in the converter (**BOF**) at **steel plant**.

Design, manufacture, assembly, customer training, and annual maintenance of special platform to allow people introduction to boiler converters to perform work on the ducts safely.

Circular duct of 60 m height.
Vertical and position **inclined 60º**.

Permanent suspended platform with motorized horizontal translational movement on a rail beam.







INDUSTRY – STEEL PLANT



Spain



CIRCULAR PLATFORM FOR INDUSTRIAL MAINTENANCE IN PORT AVENTURA

Height: 105 meters
Standards: 2006/42/EC, EN 1808

Develop a **permanently installed mobile platform** to carry out regular maintenance of an over 100 meters height free-fall ride of an amusement park.

Design, manufacture, assembly, customer training, and annual maintenance of special platform that could use the ride's upper area to park and its mast for regular maintenance tasks.

Hoists were installed on top of the ride's tower, not in the plaform.







INDUSTRY – AMUSEMENT PARKS

Spain

SPECIAL SUSPENDED PLATFORM FOR CURVED BUILDING DESIGN

Building height: 120 meters
Platform max. length: 18 meters
Suspended davits max.cantilever: 5 meters
Standards: 2006/42/CE, EN 1808

Access to the curved side facades of BBVA headquarters in Madrid while in construction.

Design, manufacture, customer training, and assembly of a **special suspended platform** that allows access and go all over the building's side's whole curved contour.

Suspended from **motorized trolleys** that run along **rail beams** anchored by a **modular davit structure** adapted to each of the curved facade's variables radii.

Only possible solution to access this geometry.











BUILDING CONSTRUCTION

Spain

SUSPENDED PLATFORM FOR CONSTRUCTION ACTIVITIES ON EMBLEMATIC RELIGIOUS BUILDING

Tower height: 120 meters
Standards: 2006/42/CE, EN 1808

Positioning people while installing windows on the evangelists' towers at Sagrada Familia (Barcelona).

Design, manufacture, assembly, customer training, and maintenance of **motorized suspended cradle** to access each tower's facade.

The cradle was **suspended on a rail beam** and could **move horizontally** through the entire **octagonal perimeter**.

It was an **adaptation** of the **standard Accesus Basic** cradle.



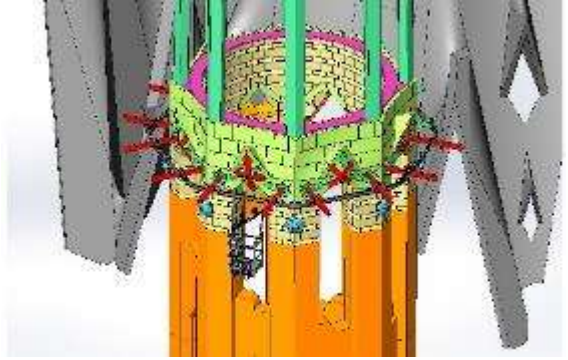







BUILDING CONSTRUCTION



Uganda



PLATFORM FOR A 45° INCLINED SURFACE IN A DAM

Height: 60 m
Standards: 2006/42/CE, EN 1808

Access cofferdam facilities and do maintenance in a dam's inclined Surface in the Nile river.

Design, manufacture and assembly of suspended platform to access hydroelectric dam's façade, that could go over the dam's entire spillway surface.

We provided an **Accesus KOMPLET equipped with 45° inclined stirrups and special wheels**.

Suspensions were plates fixed to concrete at the top of the spillway by chemical anchors.









CIVIL WORKS – DAMS

Spain

SPECIAL SUSPENDED PLATFORM OVER A CABLE-STAYED BRIDGE

Bridge height: 120 meters
Standards: 2006/42/CE, EN 1808

Access to a 120 m high cable-stayed bridge and its 220 strands that supports the bridge.

A cable anchored to the pier's top and stretched to the bridge's bottom is used to pull a **trolley** up the strand.

2 special suspended platforms designed to fit this particular case are suspended from this trolley and allow workers to **check and repair damage to the cable-stayed bridge's strands**.

Fast, precise and professional work that **allowed repair work** to be carried out **without shutting down traffic on the bridge**.











CIVIL WORKS – BRIDGES



Spain



SUSPENDED PLATFORM FOR VIADUCT MAINTENANCE

Height: 100 meters
Standards: 2006/42/CE, EN 1808

Repair the **piles of a high viaduct**.

Provision of an **Accesus KOMPLET** suspended platform with **Placfix suspension plates**.

A standard suspended platform solved the need to **access the 4 sides of each pile** of several viaducts between 60 and 100 meters high to carry out repairs on the concrete.

Best solution to easily and safely access to all sides of the viaducts.







CIVIL WORKS – BRIDGES

Spain



SUSPENDED PLATFORM FOR RIVER BRIDGE MAINTENANCE

Height: 100 meters
Standards: 2006/42/CE, EN 1808

Concrete repair work under the bridge.

The **KOMPLET suspended platform** and the **suspension turrets** provided access to the working area.

Suspended platform as the only option due to the impossibility of access from the ground.







CIVIL WORKS – BRIDGES

México



WIDE SUSPENDED PLATFORMS FOR BRIDGE RENOVATION

Height: 500 meters
Standards: 2006/42/CE, EN 1808

Access the lower face of the **bridge's metal deck** to carry out a total renovation.

A **KOMPLET suspended platform** ran on rails to access any part of the bridge from the lower side.

A **second wider platform** (1.5 m width) was manufactured to carry out the works. It was suspended by **motorized trolleys** perpendicular to the bridge.

Platforms were powered with an **autonomous generator** to avoid long electric hoses.







CIVIL WORKS – BRIDGES



Spain



STRAND ACCESS PLATFORM FOR A CABLE–STAYED BRIDGE

Height: 150 meters
Horizontal length: 150 meters
Standards: 2006/42/CE, EN 1808

Access to a **system that runs along each strand** to carry out inspections on a **newly built cable-stayed bridge.**

Development of a **totally customized platform** that allows going along the strand to inspect and repair it.

1.000 Kg motorized hoist that allows **forward and backward movements.**

Autonomous power generator to provide electricity.

A system that **can be used on other cable-stayed bridges.**



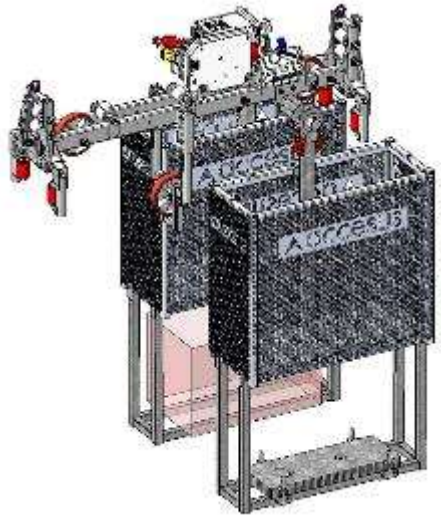





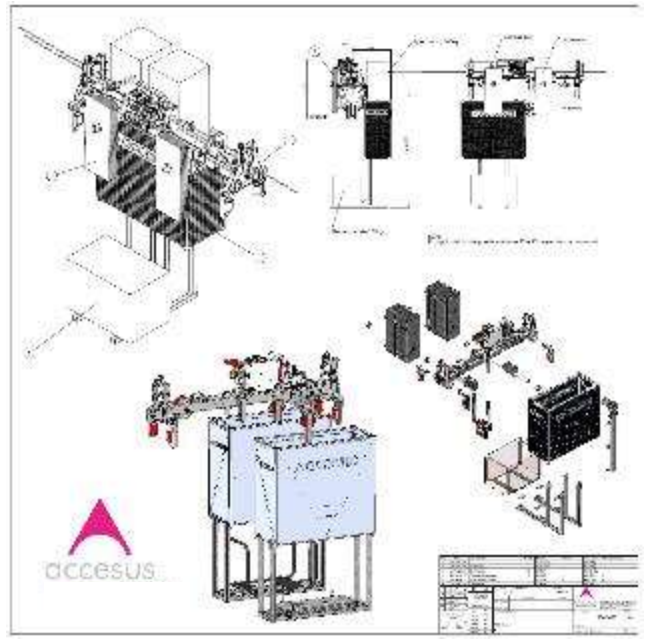

CIVIL WORKS – BRIDGES

France



SUSPENDED PLATFORM FOR SOLAR TOWER MAINTENANCE

Shaft height: 140 meters
Standards: 2006/42/CE, EN 1808

Repairs in the external upper area of a 140 m height **solar tower**.

Design, manufacture, assembly and customer training of **a suspended platform allowing access** to tower's highest part.

Strong wind and bad weather resistant.

It was an **adaptation** of the **standard Accesus Basic** cradle.









CIVIL WORKS – SOLAR TOWERS

SUSPENDED PLATFORM FOR WIND TURBINE BLADES MAINTENANCE

Shaft height: 140 meters
Standards: 2006/42/CE, EN 1808

Provide a **solution for the maintenance of wind turbine blades** at 140 m height.

Design, manufacture, assembly and customer training of **an Accesus MODUBLADE platform** suspended on the wind turbine.

Valid for **2 workers** with a **suitable suspension system.**

A solution for wind turbine and blade access.



Finland
Portugal
Italy
Poland

Gamesa



Uruguay
México
Brasil
Dominican Rep.
USA



Turkey
India



Morocco
Egypt
South Africa







WIND ENERGY – WIND MILLS

Spain



SUSPENDED PLATFORM AND SPECIAL DAVIT FOR WIND TURBINE CONSTRUCTION

Shaft height: 140 meters
Standards: 2006/42/CE, EN 1808

People-access-system to the **formworks** with which they build **concrete wind turbine shafts "in situ"**.

Design, manufacture, assembly and customer training of **suspended platform** and a special suspension system adapted to the wind turbine.

Rotating, configurable and articulated **davit**.

It adapts to **all level's diameters** where the climbing system is installed.



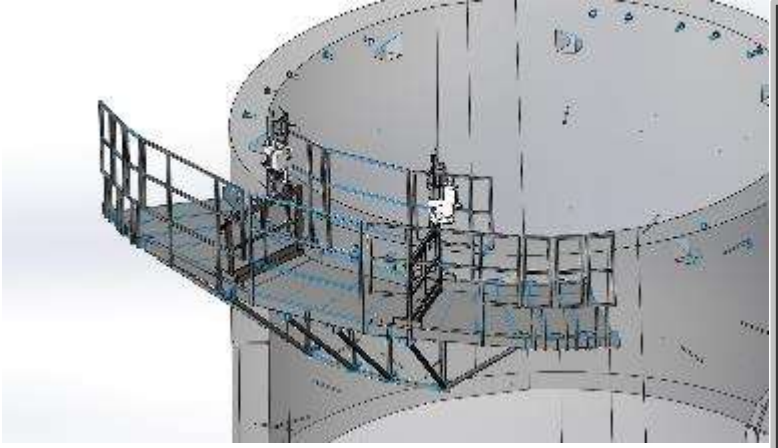





WIND ENERGY – WIND MILLS



SERVICES

accesus GLOBAL TRAINING

Internal and distributors commercial training, user training for a correct assembly and use of our equipment and training for equipment maintainers.

In-house or Accesus facilities trainings.















- Internal & distributors sales training
- Training in cable lifts and suspended platforms review and repair
- Training in the use & assembly of suspended scaffolds
- Training in mechanical PPEs review and repair
- Training in textile PPEs inspection

2 years certification

Experience all over the world

CUSTOM DESIGNS

(Technical Office)

Detailed study and implementation plans prior to on-site implementation.









Production of all types of technical documentation (data sheets and user manuals, protocols, delivery certificates for our equipment, etc.).



V.acces

PPE & machines after-sales management from a single platform

CENTRALIZED UP-TO-DATE INFORMATION

ID & LOCATE YOUR EQUIPMENT AT ALL TIMES

NOTIFICATION OF EQUIPMENT STATUS AND EXPIRY DATES

PC, TABLET OR MOBILE REVIEW

ASSIGN OFFICERS







MAINTENANCE & AFTER SALES – V.acces

PPE & machines after-sales management from a single platform



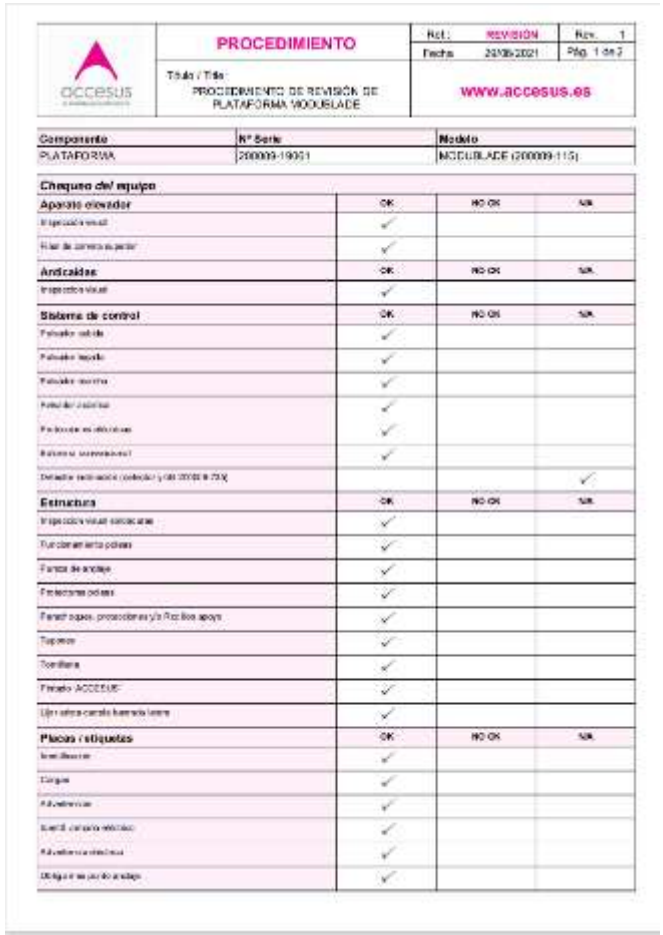

PROCEDIMIENTO

Título / Title: PROCEDIMIENTO DE REVISIÓN DE PLATAFORMA MODUBLADE

Ref.: REVISION | Rev. 1 | Fecha 22/06/2021 | Pág. 1 de 2

www.accesus.es

Componente	Nº Serie	Modelo
PLATAFORMA	200009-19001	MODUBLADE (200009-115)

Chequeo del equipo

Aparato elevador	OK	NO OK	N/A
Inspección visual	✓		
Nivel de carrera de pedal	✓		
Articulados	**OK**	**NO OK**	**N/A**
Inspección visual	✓		
Sistema de control	**OK**	**NO OK**	**N/A**
Pulsador subida	✓		
Pulsador bajada	✓		
Pulsador izquierda	✓		
Pulsador derecha	✓		
Pulsador de emergencia	✓		
Botonera semiautomatica	✓		
Detector sobrecarga (opcional y sólo 200009-115)			✓
Estructura	**OK**	**NO OK**	**N/A**
Inspección visual estructural	✓		
Funcionamiento puertas	✓		
Fijación de anclaje	✓		
Fijaciones pórtico	✓		
Fijación topes, protectores y/o Puntos apoyo	✓		
Toperos	✓		
Tornillería	✓		
Pintado ACCESUS	✓		
Ejes ruleta carretilla bandeja barra	✓		
Placas / etiquetas	**OK**	**NO OK**	**N/A**
Identificación	✓		
Cargas	✓		
Advertencias	✓		
Distancia cercanía eléctrica	✓		
Advertencias eléctricas	✓		
Obligación uso arnés anclaje	✓		





CERTIFICADO DE REVISIÓN / *MAINTENANCE CERTIFICATE / CERTIFICAT DE RÉVISION*

La sociedad / The company / La société

Declara que los aparatos siguientes / Declares that the following equipment / Déclare que les appareils suivants:

Aparato / Equipment / Appareil	Nº serie / Serial Nº / Nº de serie
MODUBLADE II	200009-1900X
E.LIFT501 T	210XX
SECURICHUTE 600	520XX

Han sido revisados y mantenidos conforme a las indicaciones del fabricante. Asimismo, para comprobar el correcto estado y funcionamiento de dichos se ha procedido a(n) realización de una carga igual a la carga máxima de utilización conforme al manual de instrucciones entregado por el fabricante con el protocolo de verificación de ACCESUS. Por consiguiente, se certifica que el equipo en mención es CORRECTO.

They have been reviewed and maintained according to the manufacturer's instructions. To verify the correct state and operation of these, each unit has been tested with a load equal to the maximum utilization load according to the instructions manual delivered by the manufacturer with the verification procedure from ACCESUS. Therefore, the condition of the equipment is CORRECT.

Ils ont été révisés et entretenus conformément aux instructions du fabricant. De même, pour vérifier l'état et le fonctionnement corrects de chacune d'entre elles, chaque unité a été testée avec une charge égale à la charge maximale d'utilisation conformément au manuel d'instructions fourni par le fabricant avec la procédure de vérification de ACCESUS. Par conséquent, l'état de l'équipement est CORRECT.

Este certificado tiene validez de 1 año, el aparato debe ser revisado una vez más. Una vez pasado un año desde la inspección, si ACCESUS no ha tenido constancia de ningún daño que pueda ocasionar al equipo, los cargos y las personas.

This certificate is valid for 1 year, the device must be reviewed once again. Once a year has passed since the inspection, ACCESUS is not responsible for any damage that may be caused to equipment, charges or people.

Ce certificat est valable pour 1 an, l'appareil doit être révisé une nouvelle fois. Une fois qu'un an s'est écoulé depuis l'inspection, ACCESUS n'est pas responsable des dommages qui pourraient être causés à l'équipement, aux frais ou aux personnes.

Si ACCESUS no se hace responsable de una mala utilización del equipo, sobre todo la elevación de cargas superiores a la carga máxima autorizada por el fabricante.

ACCESUS is not responsible for the misuse of the equipment, especially the lifting of loads greater than the maximum load authorized by the manufacturer.

ACCESUS n'est pas responsable de la mauvaise utilisation de l'équipement, en particulier le levage de charges supérieures à la charge maximale autorisée par le fabricant.

Lugar y fecha / Place and date / Lieu et date:

Proceso desarrollado y verificado por / Procedure developed and verified by / Processus développé et vérifié par:

accesus PLATAFORMAS SUSPENDIDAS

accesus PLATAFORMAS SUSPENDIDAS

Checklist review → Detailed reports → Review certificates

MAINTENANCE & AFTER SALES – V.acces



MAINTENANCE & AFTER SALES – V.acces



Manuel Manzano
Founding Partner & Head of Sales
manuel.manzano@accesus.es

Languages:



Unai Rodríguez
Founding Partner & Technical Manager
unai.rodriguez@accesus.es

Languages:



Carmen Carvajal
Export Manager
carmen.carvajal@accesus.es

Languages:



Lydia Cañigueral
Marketing Manager
marketing@accesus.es



Sergi Jimenez
Commercial Dpt.
ad.comercial@accesus.es



Rodrigo Borges
Commercial Dpt.
rodrigo.borges@accesus.es

Let’s talk!

www.accesus.es/en

accesus@accesus.es

☎ 93 475 17 73

