rel. 261

# CRANES PROGRAM

















261

sky CRANES®

DB® DALBE

**DALBE** is an Italian company that manufactures building cranes, both **self-erecting** and **city cranes**. Since 1962.

The factory, which is the head office of the company, is located close to **Varese**, in the North of Italy, near International **Milan Malpensa Airport MXP.**

Here there are the headquarters and all the offices, the production of the cranes as well as of the main structural components. The **technical office** is internal too. This allows the **synergy** between those involved in the design, in the production and in the control process and therefore guarantees **quality** uniformity of the cranes and constant industrial refinement.

**DALBE** *è un'azienda italiana che produce gru per edilizia* **automontanti** *e* **city cranes**. *Dal 1962.*

*Lo stabilimento, sede centrale dell'azienda, si trova vicino a* **Varese**, *nelle immediate vicinanze dell'aeroporto internazionale di* **Milano Malpensa MXP**.

*Presso la sede si trovano tutti gli uffici e la produzione delle gru e delle parti principali delle strutture. L'***ufficio tecnico** *è anch'esso interno. Questo permette la* **sinergia** *tra chi si occupa di progettazione, di produzione e di controllo e garantisce, quindi, uniformità nella* **qualità** *delle gru e costante perfezionamento industriale.*















## Self-erecting cranes, jibs up to 45 m

### *Gru automontanti, gamma fino a 45 m di sbraccio*


| | | |
|---|---|---|
| **DB 11** *Dalbetta* | | p. 1 |
| DB 11 X4 | | p. 5 |
| **DB 20** | EVO | p. 7 |
| DB 20 X4 | EVO | p. 11 |
| **DB 33** | | p. 13 |
| DB 33 X4 | | p. 17 |
| DB 33 V5 | | p. 19 |
| **DB 37** | | p. 21 |
| DB 37 V1 | | p. 25 |
| **DB 50** | | p. 27 |
| **HS 380** | | p. 31 |
| **DB 747** | | p. 35 |


## Top-slewing tower cranes, jibs up to 76 m

**accessories for great heights, rail translations, cabins, special equipments**

### *Gru a torre a rotazione in alto, gamma fino a 76 m di sbraccio*

***accessori grandi altezze, traslazioni, cabine, dotazioni speciali***


| | | |
|---|---|---|
| **Sky 400** | | p. 43 |
| **Sky 500** | | p. 47 |
| **Sky 600** | | p. 51 |
| **Sky 760** | | p. 55 |
| **Sky 840** | NEW | p. 59 |


## DBLink and DBLink 4.0 systems


| | |
|---|---|
| **DBLink** | p. 71 |
| **DBLink 4.0** | p. 73 |


| | | |
|---|---|---|
| Project and verification:<br>*Progettazione e verifica:* | FEM 1.001 A4 class | |
| Documentation:<br>*Documentazione:* | 2006/42/EC Machinery | CE |
| Project, design and development<br>*Progettazione e sviluppo* | | ITALY - LOMBARDY |
| Origin of mechanical and hydraulic parts<br>*Origine organi meccanici e idraulici* | | ITALY - EUROPE |
| Construction and processing of structures<br>*Costruzione e lavorazione strutture* | | ITALY |
| Assembly and testing plant<br>*Stabilimento di assemblaggio e collaudo* | | ITALY - LOMBARDY |

Technical data and measurements in this catalogue are not binding and are only indicative.
*I dati e le misure contenuti nel presente catalogo hanno un valore indicativo, pertanto non sono impegnativi.*



# DB 11 *Dalbetta*












Compact overall dimensions





DSS system: the crane can be placed in areas with very narrow access

DB 11 Dalbetta

# DB 11 *Dalbetta*

**The Dalbetta is the smallest / greatest crane in the DALBE range.**
**Compact, versatile, ingenious, it operates on difficult work-sites, completely solving all problems.**
**No other crane can match it.**

*La Dalbetta è la più piccola / grande gru costruita in DALBE.*
*Compatta, versatile, geniale, opera in cantieri impossibili ad altre concorrenti, risolvendo ogni problema al 100%.*

**Instantaneous self-balancing from the button box.**
*Autolivellamento istantaneo dalla pulsantiera.*

**ASD system: motors, microswitches and load limiters at ground level, maintenance and checking on erected crane.**
*Sistema ASD: motori, finecorsa e limitatori al livello del suolo, manutenzione e controllo a gru elevata.*




**Hot galvanising for double protection.**
*Zincatura a caldo a doppia protezione.*

**DSS: 2 steering axles for complete maneuverability, even sidewise motion.**
*DSS: 2 assali sterzanti per una manovrabilità totale, con possibilità di spostamenti laterali.*

DSS Double Steering System

**Automatic erection by hydraulic control from the button box.**
*Montaggio idraulico automatico comandato dalla pulsantiera.*

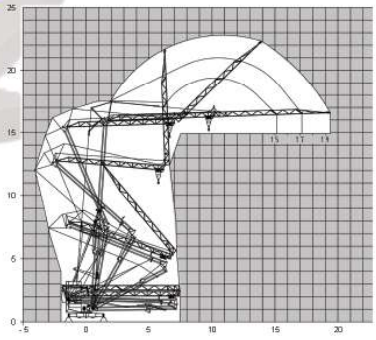

**DB 11 X - Three-single-phase, simple and fast.**
**3 functioning programs: 5.8 kVA at 400 V, 4.5 kW or 3 kW at 230 V.**

*DB 11 X - Trimonofase facile e veloce.*
*3 programmi di funzionamento: 5.8 kVA a 400 V, 4.5 kW o 3 kW a 230 V.*

| 50 Hz | Program A<br>Three-phase<br>400 V - 5.8 kVA | | | Program B<br>Single-phase<br>230 V - 4.5 kW | | | Program C<br>Single-phase<br>230 V - 3 kW | | |
|---|---|---|---|---|---|---|---|---|---|
| | m/min | | kg | m/min | | kg | m/min | | kg |
| 1 | 4 | 4 | 1200 | 4 | 4 | 1200 | 4 | 4 | 1200 |
| 2 | ▲16 | ▼16 | 1200 | ▲16 | ▼16 | 1200 | ▲12 | ▼16 | 1200 |
| AUTO selection 3 | ▲25 | ▼32 | 700 | ▲23 | ▼29 | 700 | ▲18 | ▼25 | 700 |
| 3+ | 32 | 32 | 400 | 29 | 29 | 400 | 25 | 25 | 400 |
| | E L E C T R O N I C | | | | | | | | |
| 1 | 0 ⇢▶ 24 | | 1200 | | | | | | |
| 2 | 0 ⇢▶ 34 | | 700 | | | | | | |
| | E L E C T R O N I C | | | | | | | | |
| | 0.3 ⇢▶ 0.8 rpm | | | | | | | | |
| | E L E C T R O N I C | | | | | | | | |
| | 0.75 kW | | | | | | | | |

**Designed and manufactured according to German DIN standards.**
*Progettazione e costruzione secondo le norme tedesche DIN.*

transport




**24 t**

2 gru su 1 camion - 2 cranes on 1 truck

19 m - 500 kg
17 m - 600 kg
15 m - 700 kg

# DB 11 Dalbetta

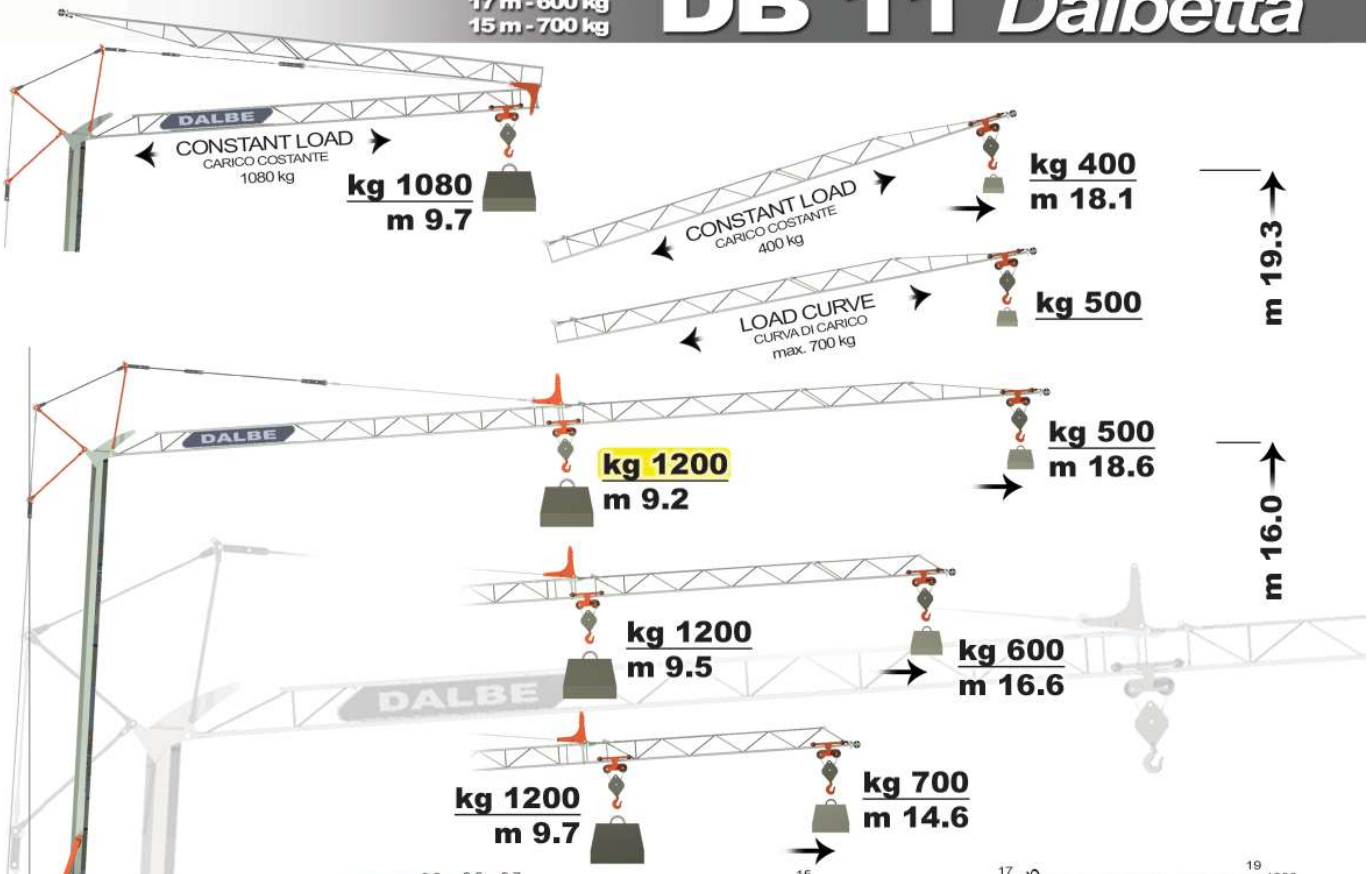


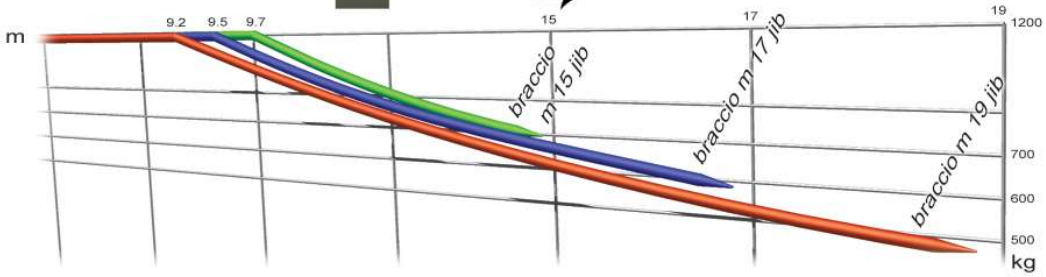


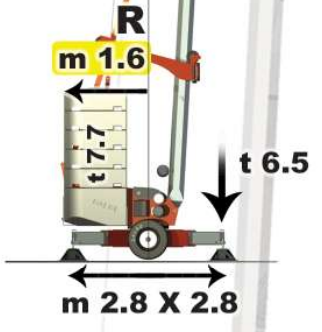





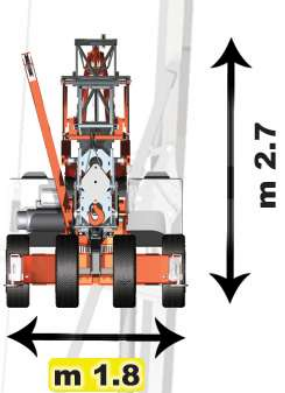


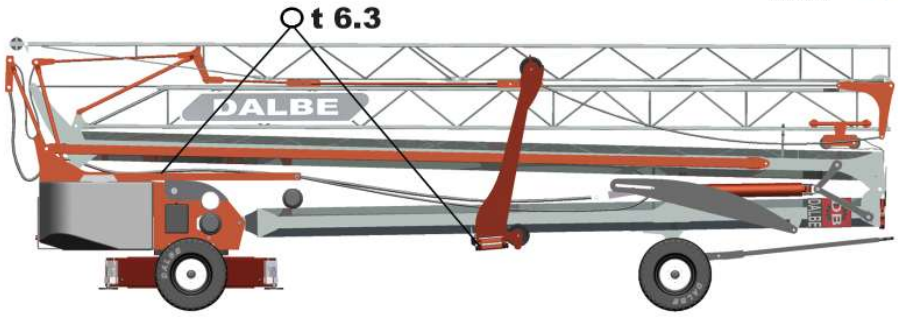


EN 14439 - EN 13001

CE

Technical data are not binding and are only indicative. - I dati e le misure hanno un valore indicativo, pertanto non sono impegnativi.

# DB 11 X4




**Complete ballast, compliant with German standards**

*Zavorra completa a bordo, conforme alle norme di circolazione tedesche*

40 km/h

subject to local regulations

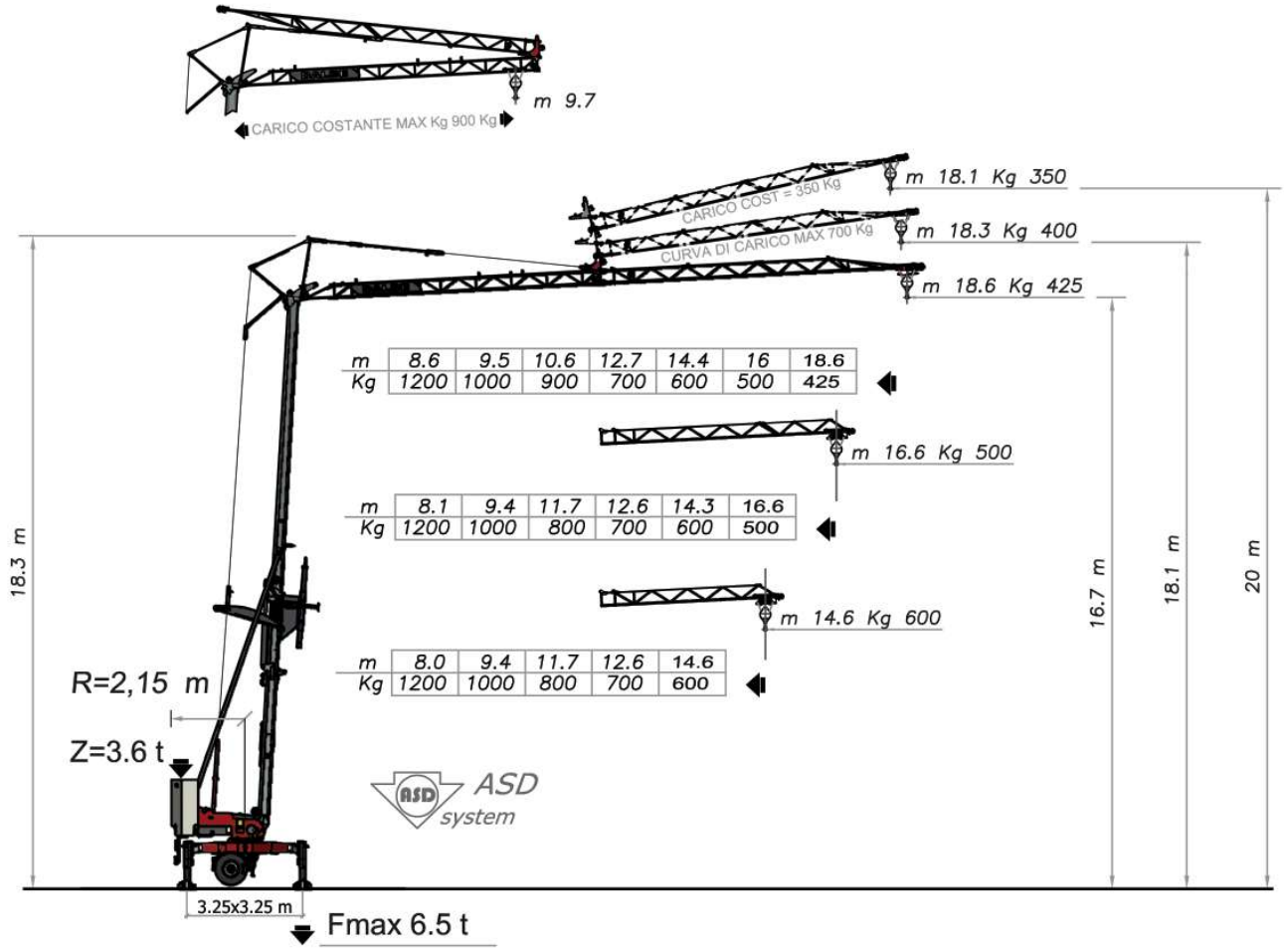


RADIUS, CAPACITY, REACTIONS

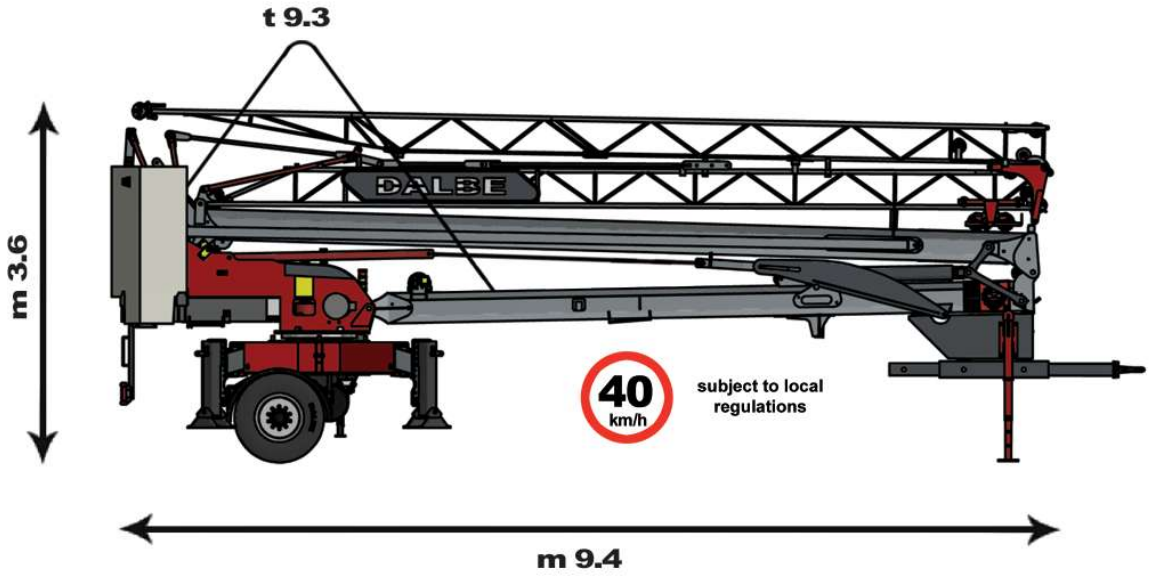


EN 14439 - EN 13001

CE

I dati e le misure hanno un valore indicativo, pertanto non sono impegnativi - Technical data are not binding and are only indicative.

# DB 20

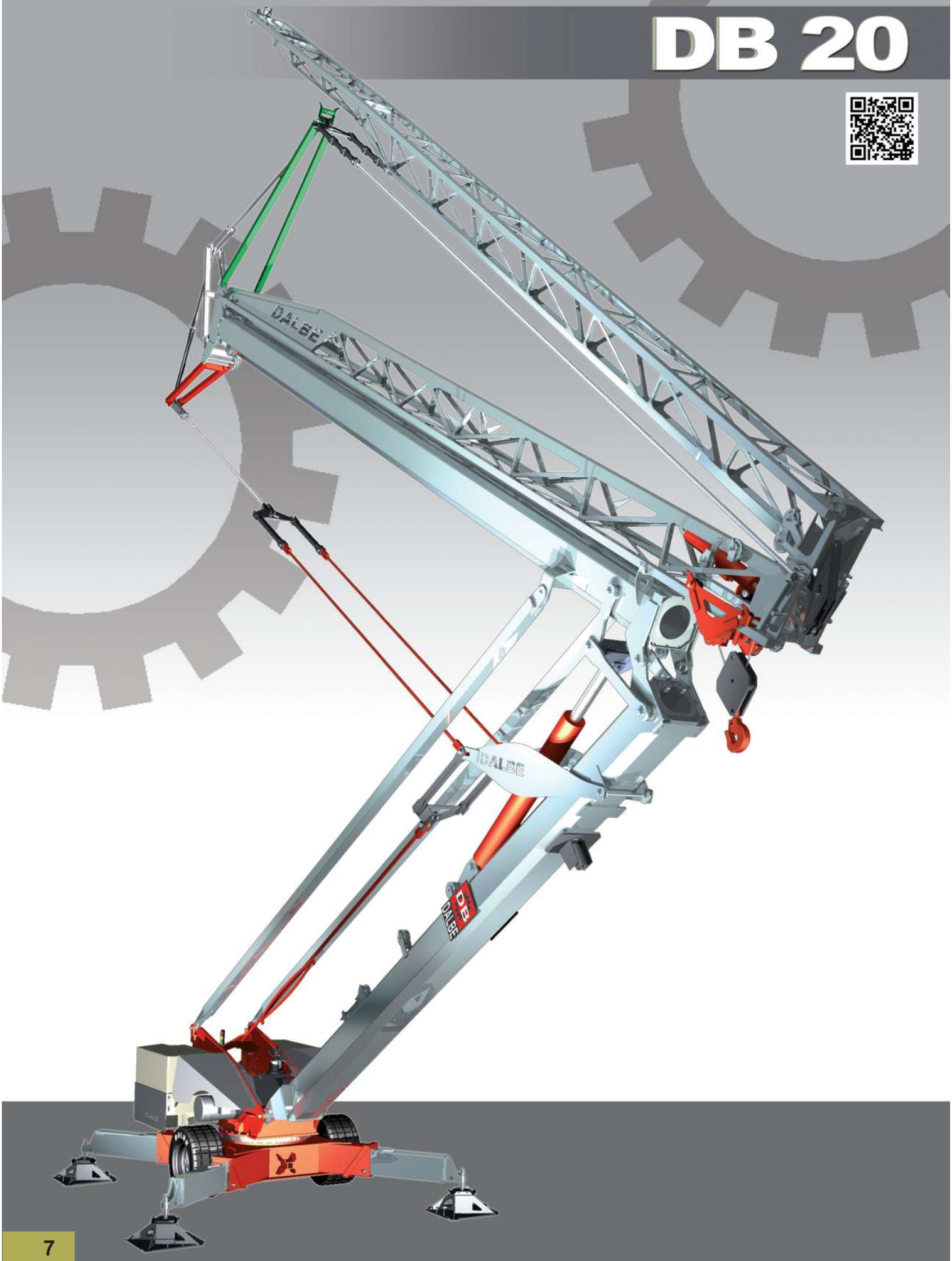











Standard axle configuration with DSS system






Road version available

DB 20

# DB 20

**Elevate prestazioni, concezione evoluta, stile innovativo. Una gru per il futuro.**

- High performance, advanced design, innovative style. A crane for the future.
- Grandes performances, conception évoluée, style innovant. Une grue pour le futur.
- Hohe Leistungen, evolviertes Konzept, innovativer Stil. Ein Kran für die Zukunft.
- Elevado rendimiento, diseño avanzado, estilo innovador. Una grúa para el futuro.

**Struttura di nuova generazione a facile montaggio idraulico sequenziale.**

- New-generation structure, easy sequential hydraulic mounting.
- Structure de nouvelle génération à montage hydraulique séquentiel très pratique.
- Struktur neuer Generation und einfache hydraulische Sequenzmontage.
- Estructura de nueva generación, de simple montaje hidráulico secuencial.

**Gestione intelligente della velocità di sollevamento: scelta automatica in rapporto al peso del carico.**

- Intelligent control of the hoisting speed: automatic choice according to the weight of the load.
- Gestion intelligente de la vitesse d'élévation: choix automatique en rapport au poids du chargement.
- Intelligente Verwaltung der Aufzuggeschwindigkeit: Automatische Auswahl nach gegenwärtigem Frachtgewicht.
- Gestión inteligente de la velocidad de elevación: elección automática en relación con el peso de la carga.

**Flessibilità di alimentazione ed ampia gamma di velocità.**

- Supply flexibility and wide range of speeds.
- Flexibilité d'alimentation et vaste gamme de vitesses.
- Versorgungsflexibilität und weitreichende Geschwindigkeitsmöglichkeiten.
- Flexibilidad de alimentación y amplia gama de velocidades.

**Tutti gli elementi di zavorra facilmente maneggiabili e di peso contenuto.**

- All counterweight elements are easy to handle, with reduced weight.
- Tous les éléments du contrepoids très maniables et de poids réduit.
- Ballastelemente einfach hantierbar und mit beschränktem Gewicht.
- Todos los elementos de balasto de fácil manejo y de peso contenido.







**Appoggio e livellamento semplificati.**

- Simplified rest and levelling.
- Appui et nivelage simplifiés.
- Vereinfachte Auflage und Nivellierung.
- Apoyo y nivelación simplificados.



**DSS : due assali sterzanti e passo variabile per una manovrabilità totale, con possibilità di spostamenti laterali.**

- DSS: two steering axles and adjustable wheelbase for total maneuverability, with the possibility of lateral movements.
- DSS : deux essieux braquants, variable empattement, une manoeuvrabilité totale avec possibilité de déplacements latéraux.
- DSS : zwei lenkbare Radsätze gewähren eine totale Steuerbarkeit und ermöglichen seitliche Verschiebungen.
- DSS: dos ejes dirigibles y con distancia variable para una maniobrabilidad total, con la posibilidad de movimiento lateral.

| 50 Hz | | Program A<br>400 V Trifase<br>6 kW | | | Program B<br>230 V Monofase<br>4,5 kW | | | Program C<br>230 V Monofase<br>3 kW | | |
|---|---|---|---|---|---|---|---|---|---|---|
| | | m/min | | kg | m/min | | kg | m/min | | kg |
| | 1 | 5 | 5 | 1800 | 5 | 5 | 1800 | 5 | 5 | 1800 |
| AUTO selection | 2 | ▲19 ▼24 | ▼19 | 1800 | ▲14 ▼19 | ▼19 | 1800 | ▲9 ▼13 | ▼19 | 1800 |
| | 2+ | | ▼24 | 1100 | | ▼19 | 1100 | | ▼19 | 1100 |
| | 3 | 36 | 36 | 700 | 24 | 36 | 700 | 20 | 30 | 700 |
| | | E | L | E | C | T | R | O | N | I C |
| | 1 | 0 ···▶ 16 | | 1800 | 0 ···▶ 16 | | 1800 | 0 ···▶ 16 | | 1800 |
| | 2 | 0 ···▶ 32 | | 1100 | 0 ···▶ 32 | | 1100 | 0 ···▶ 32 | | 1100 |
| | | E | L | E | C | T | R | O | N | I C |
| | | 0 ···▶ 1 rpm | | | 0 ···▶ 1 rpm | | | 0 ···▶ 1 rpm | | |
| | | E | L | E | C | T | R | O | N | I C |
| | | 1,3 kW | | | 1,3 kW | | | 1,3 kW | | |

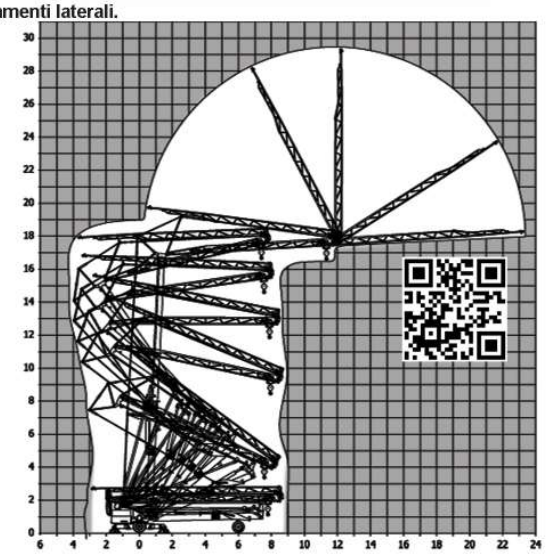


transport



**2 gru su 1 camion**
**2 cranes on 1 truck**

EVO

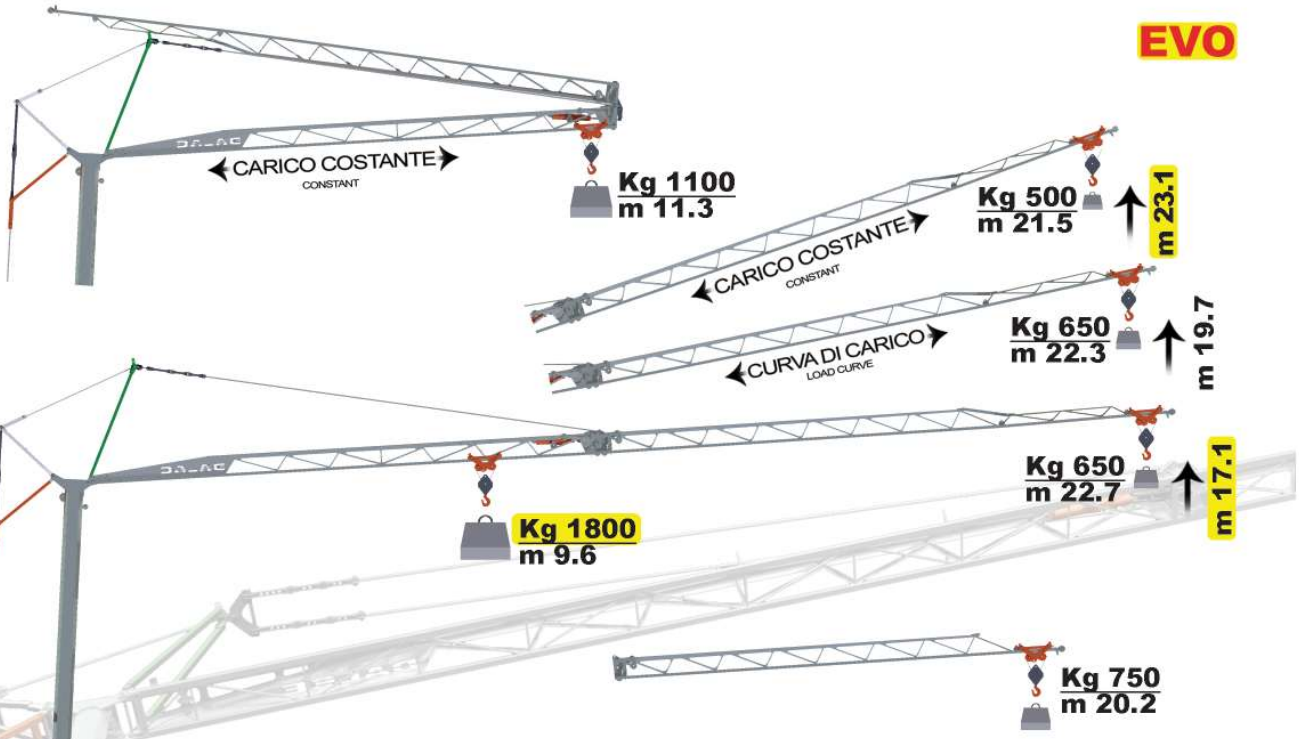


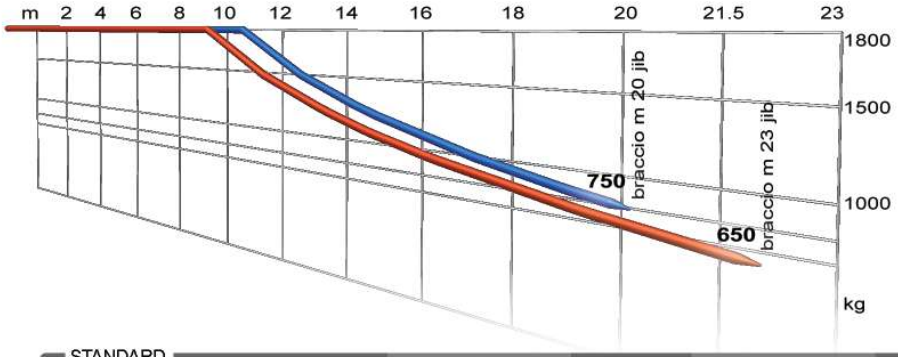





STANDARD

PESO AL TRASPORTO SCOMPONIBILE
REDUCEABLE TRANSPORT WEIGHT



TARATURA LIMITATORI VELOCE E PRECISA
QUICK LOAD LIMITERS SETTING







ASK FOR COMPLETE STANDARD AND OPTIONAL FEATURES

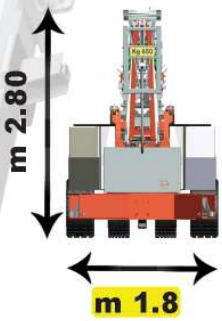


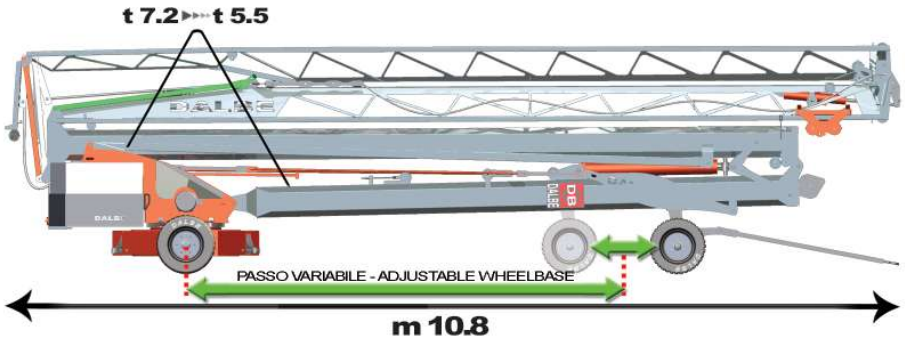


**EN 14439 - EN 13001**

CE

I dati e le misure hanno un valore indicativo, pertanto non sono impegnativi. - Technical data are not binding and are only indicative.

# DB 20 X4



**compliant with German standards**

25 km/h

40 km/h

**Also available in 80 km/h version, made in Germany.**

*Disponibile anche in versione 80 km/h, allestita in Germania.*

80 km/h

**subject to local regulations**

# DB 20 X4

EVO

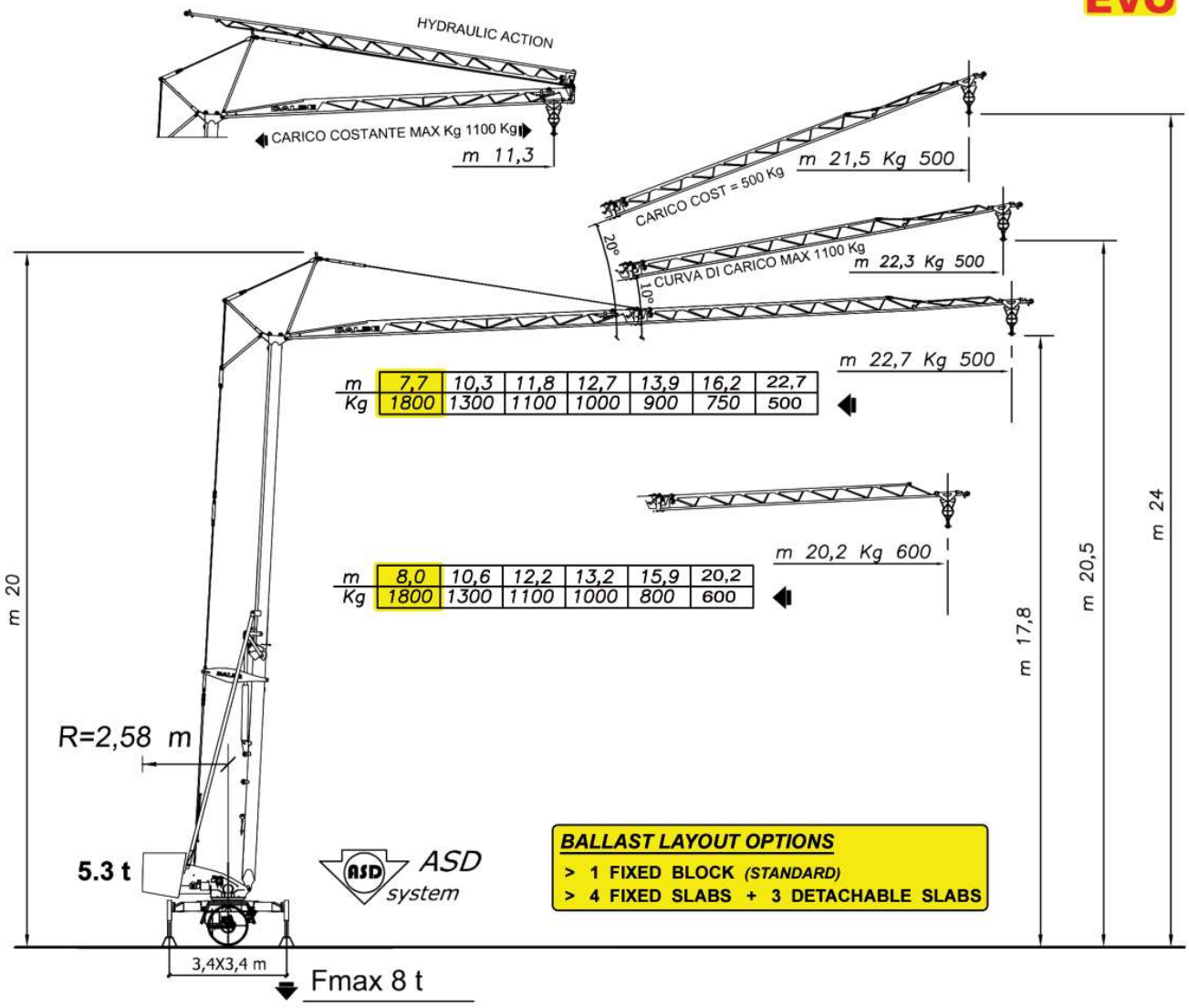


RADIUS, CAPACITY, REACTIONS

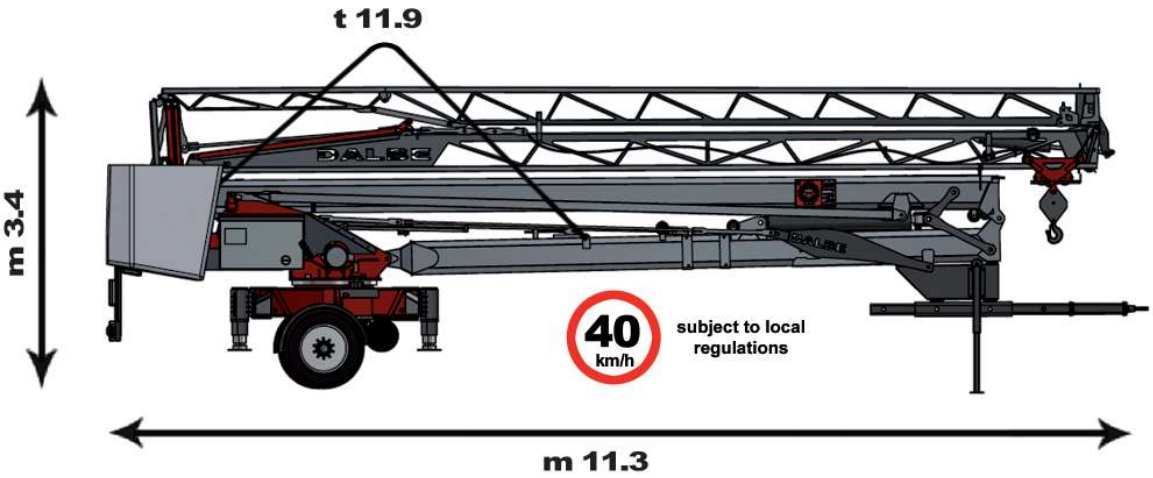


I dati e le misure hanno un valore indicativo, pertanto non sono impegnativi
Technical data are not binding and are only indicative.

**EN 14439 - EN 13001**

CE

# DB 33






DB 33

# DB 33

## The ideal crane: shaped in a masterly way to match working needs.

*La gru ideale: plasmata in modo magistrale sulle esigenze del lavoro.*




**Great height and load capacity, compact transportation size, minimal footprint at the base: top level performance.**

*Altezza e capacità di carico elevate, dimensioni al trasporto compatte, ingombri alla base ridottissimi: efficienza al top.*

STANDARD FEATURES

**REMOVABLE BALLAST**



**SSM**



**ASD**



All Systems Down
maintenance at ground level

**QLS**




Quick Load Limiters Setting

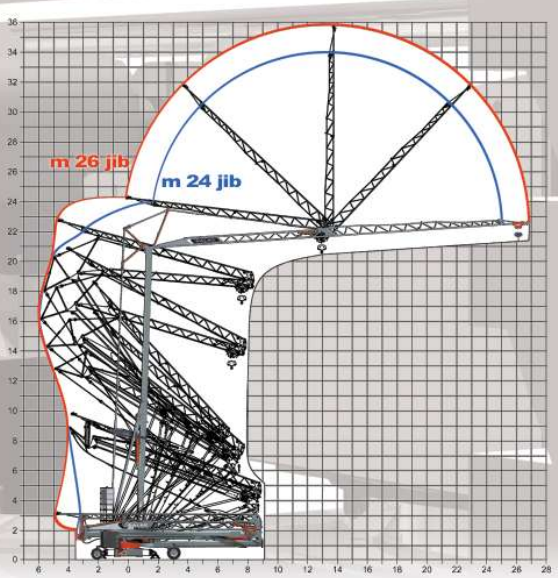


**crane and complete ballast on 1 truck**

*gru e zavorra completa su 1 camion*




trentatre

| | DB 33 V | | | | DB 33 X | | | | | | | |
|---|---|---|---|---|---|---|---|---|---|---|---|---|
| 50 Hz | Three-Phase Trifase | 400 V 9.1 kVA | | | Three-Phase Trifase | 400 V 9.1 kVA | | | Single-Phase Monofase | 230 V 6 kW | 230 V 4.5 kW | 230 V 3 kW |
| | | m / min | kg | | | m / min | kg | | | m / min kg | m / min kg | m / min kg |
| | 1 | 5 | 2100 | | 1 | 5 | 2100 | | 1 | 5 2100 | 5 2100 | 5 2100 |
| | 2 2nd SPEED AUTO SELECTION | 20 | 2100 | | 2 2nd SPEED AUTO SELECTION | 20 | 2100 | | 2 2nd SPEED AUTO SELECTION | 14 1800 | 14 1250 | 11 1250 |
| | 2+ | 23 | 1800 | | 2+ | 23 | 1800 | | 2+ | 24 750 | 21 750 | 16 750 |
| | 3 VARIOMATIC 42 | 32 | 1250 | | 3 VARIOMATIC 42 | 32 | 1250 | | 3 3rd SPEED AUTO SELECTION | 30 500 | 26 500 | 22 500 |
| 7.3 kW | 3+ | 42 | 750 | | 3+ | 42 | 750 | | 3+ | 42 250 | 38 250 | 34 250 |
| | E L E C T R O N I C | | | | E L E C T R O N I C | | | | E L E C T R O N I C | | | |
| | | m / min | kg | | | | | | | m / min kg | | |
| | 1 | 0 ▸▸19 | 2100 | | 1 | | | | 1 | 0 ▸▸19 2100 | | |
| | 2 | 0 ▸▸38 | 1250 | | 2 | | | | 2 | 0 ▸▸38 1250 | | |
| 1.5 kW | E L E C T R O N I C | | | | E L E C T R O N I C | | | | E L E C T R O N I C | | | |
| | | rpm | | | | | | | | | | |
| | 1 | 0 ▸▸0.4 | | | 1 | | | | 1 | 0 ▸▸0.4 | | |
| | 2 | 0 ▸▸0.9 | | | 2 | | | | 2 | 0 ▸▸0.9 | | |
| 1.84 kW | E L E C T R O N I C | | | | E L E C T R O N I C | | | | E L E C T R O N I C | | | |
| | 1.84 kW | | | | 1.84 kW | | | | | | | |

# 26 m - 850 kg
# 24 m - 1000 kg
# DB 33

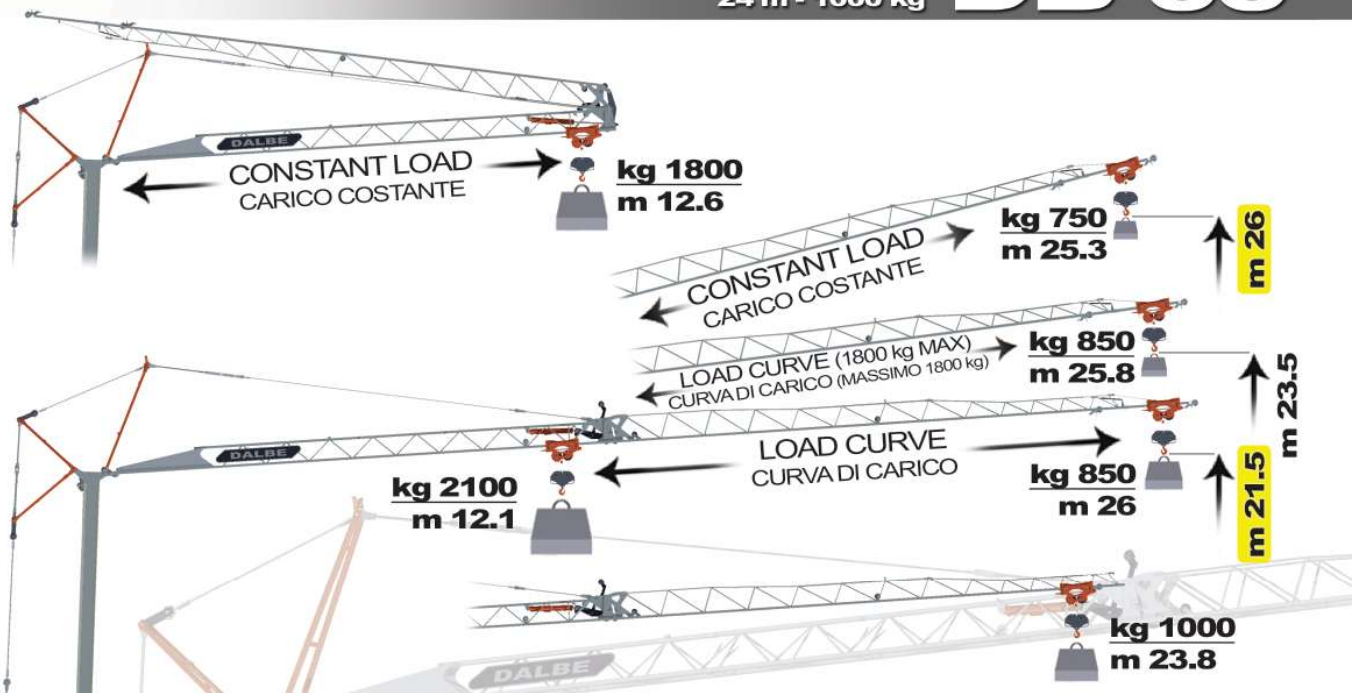





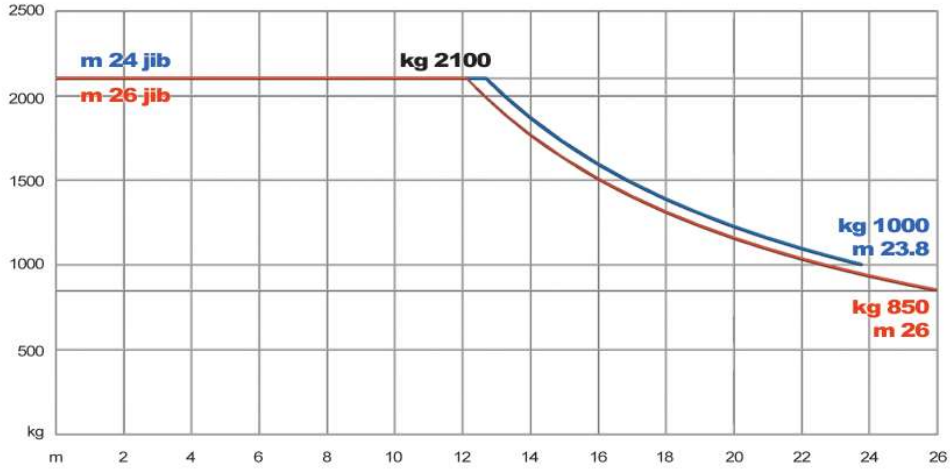


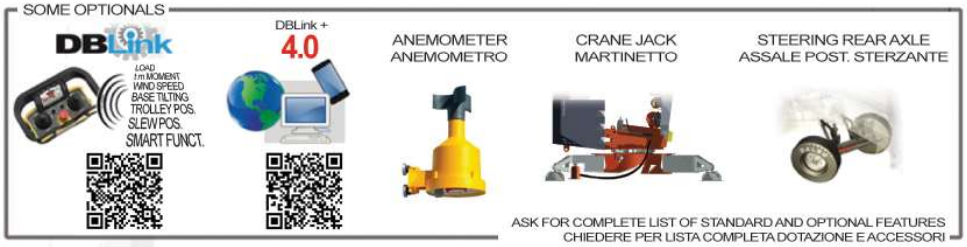


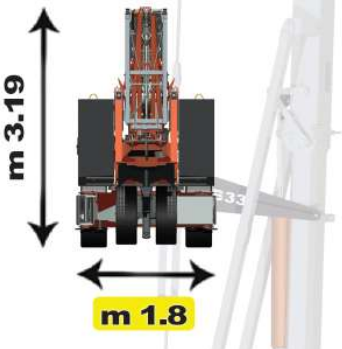





EN 14439 - EN 13001

CE

I dati e le misure hanno un valore indicativo, pertanto non sono impegnativi - Technical data are not binding and are only indicative.

# DB 33 X4




**Complete ballast, compliant with German standards**

*Zavorra completa a bordo, conforme alle norme di circolazione tedesche*

40 km/h

subject to local regulations

# DB 33 X4

26 m - 700 kg
24 m - 800 kg

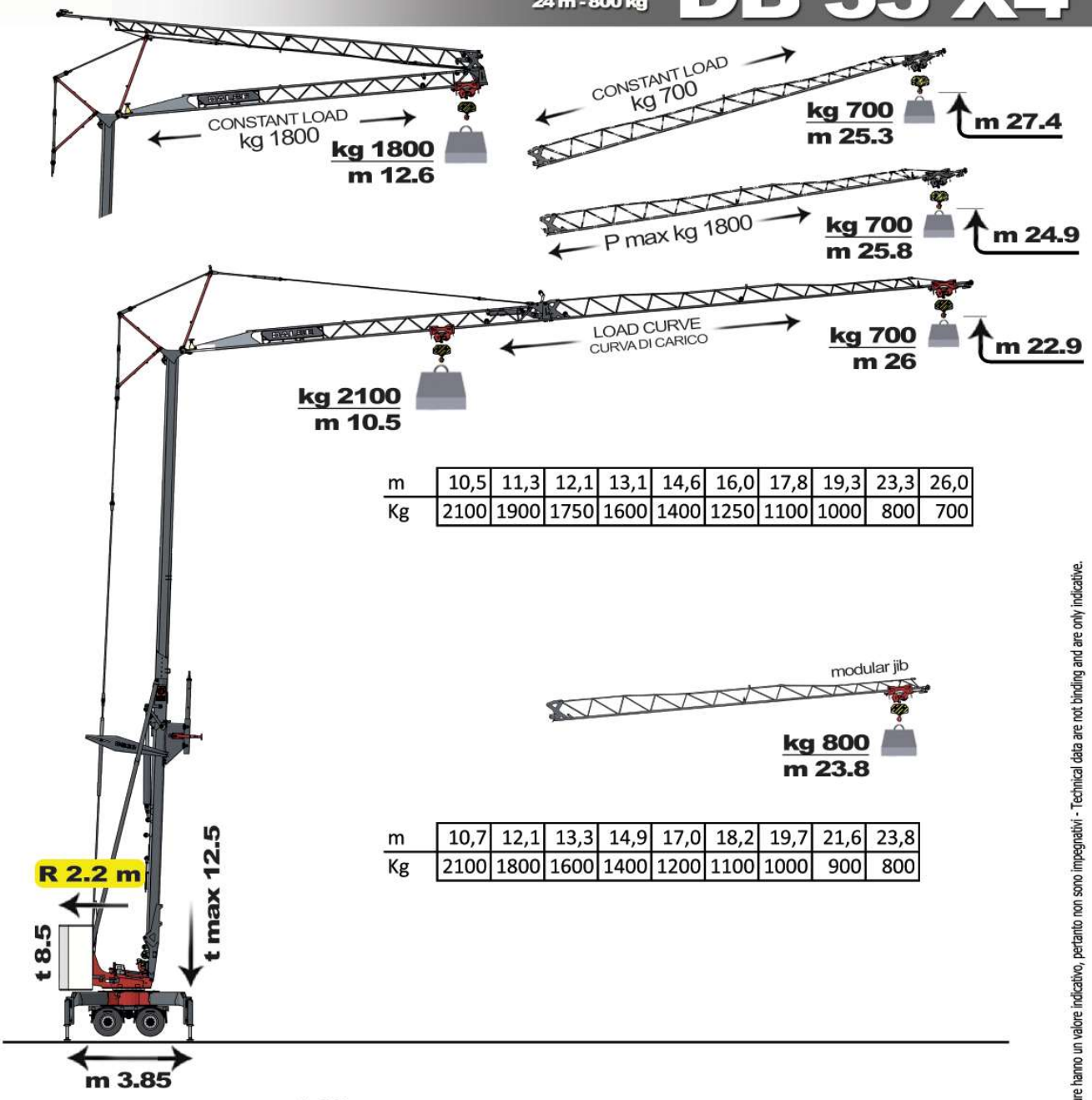


| m | 10,5 | 11,3 | 12,1 | 13,1 | 14,6 | 16,0 | 17,8 | 19,3 | 23,3 | 26,0 |
|---|---|---|---|---|---|---|---|---|---|---|
| Kg | 2100 | 1900 | 1750 | 1600 | 1400 | 1250 | 1100 | 1000 | 800 | 700 |




| m | 10,7 | 12,1 | 13,3 | 14,9 | 17,0 | 18,2 | 19,7 | 21,6 | 23,8 |
|---|---|---|---|---|---|---|---|---|---|
| Kg | 2100 | 1800 | 1600 | 1400 | 1200 | 1100 | 1000 | 900 | 800 |




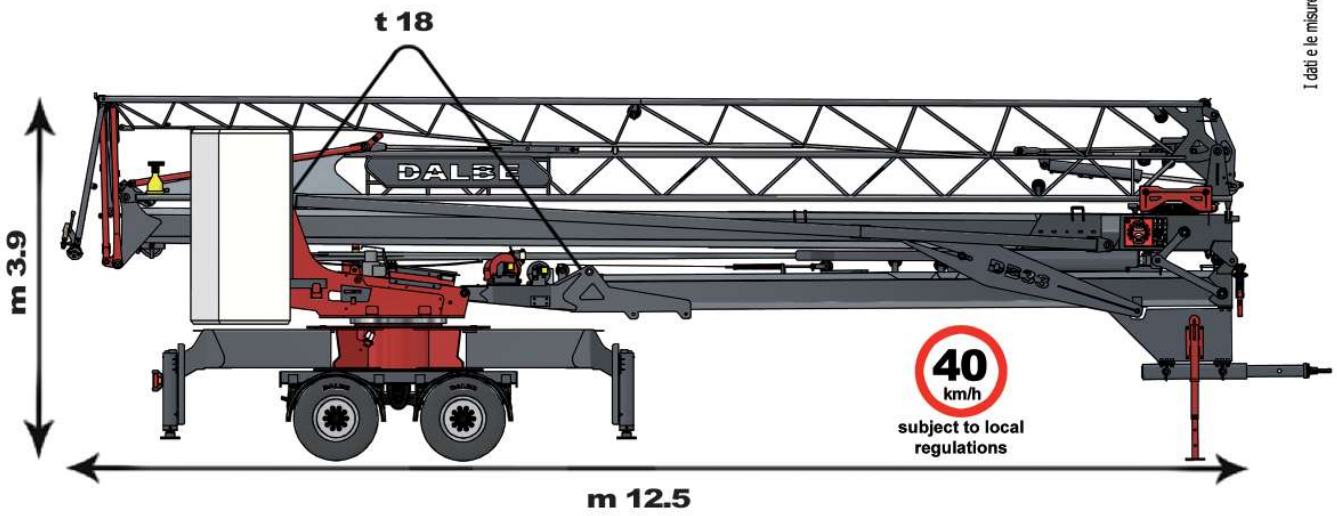


I dati e le misure hanno un valore indicativo, pertanto non sono impegnativi - Technical data are not binding and are only indicative.

**EN 14439 - EN 13001**

CE

# DB 33 V5




**HD axles, complete ballast, compliant with German standards**

*Assali HD, zavorra completa a bordo, conforme alle norme di circolazione tedesche*

25 km/h

subject to local regulations

# DB 33 V5

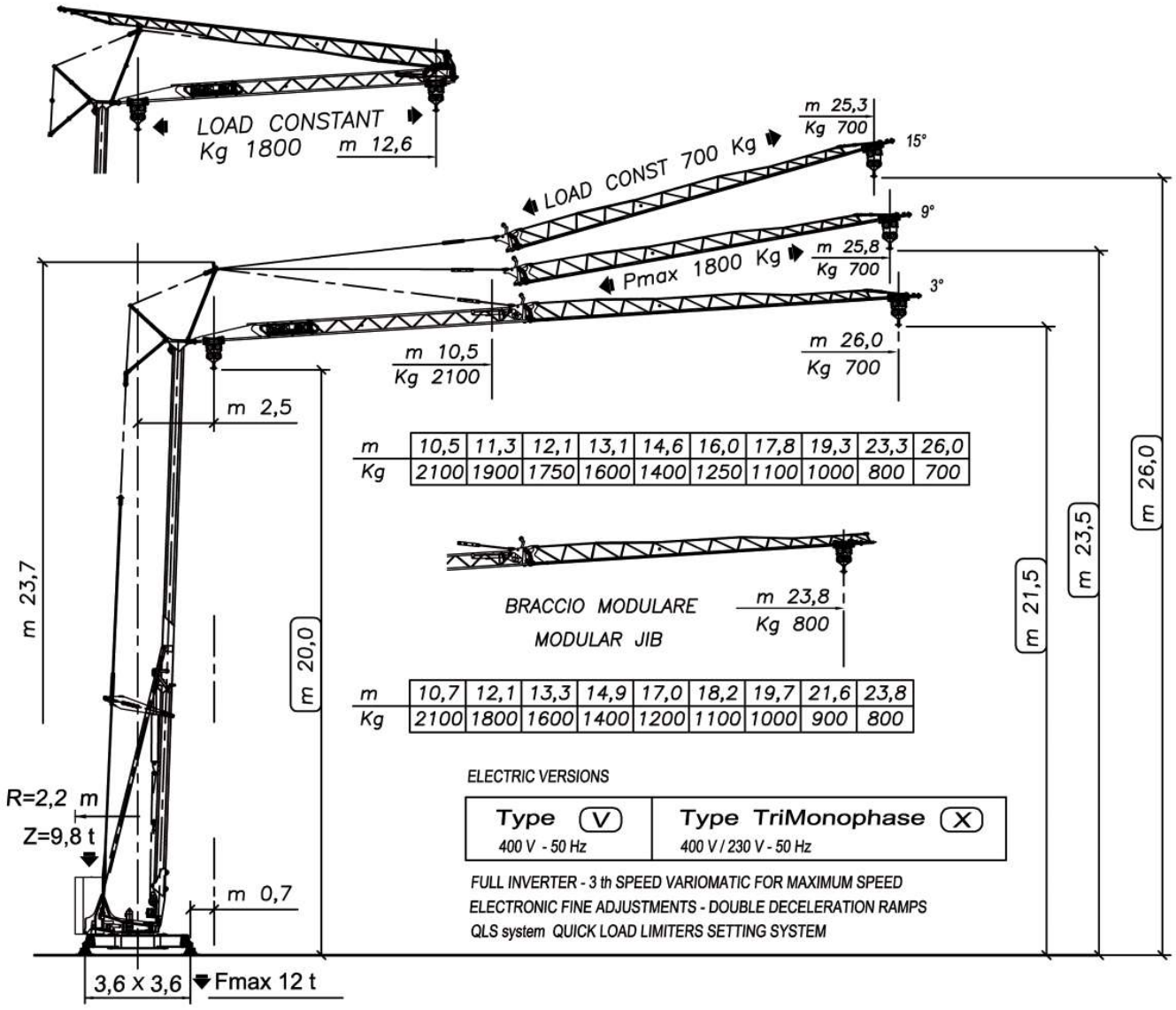


| m | 10,5 | 11,3 | 12,1 | 13,1 | 14,6 | 16,0 | 17,8 | 19,3 | 23,3 | 26,0 |
|---|---|---|---|---|---|---|---|---|---|---|
| Kg | 2100 | 1900 | 1750 | 1600 | 1400 | 1250 | 1100 | 1000 | 800 | 700 |



BRACCIO MODULARE
MODULAR JIB

m 23,8
Kg 800

| m | 10,7 | 12,1 | 13,3 | 14,9 | 17,0 | 18,2 | 19,7 | 21,6 | 23,8 |
|---|---|---|---|---|---|---|---|---|---|
| Kg | 2100 | 1800 | 1600 | 1400 | 1200 | 1100 | 1000 | 900 | 800 |

ELECTRIC VERSIONS

| Type (V) | Type TriMonophase (X) |
|---|---|
| 400 V - 50 Hz | 400 V / 230 V - 50 Hz |

FULL INVERTER - 3 th SPEED VARIOMATIC FOR MAXIMUM SPEED
ELECTRONIC FINE ADJUSTMENTS - DOUBLE DECELERATION RAMPS
QLS system QUICK LOAD LIMITERS SETTING SYSTEM

RADIUS, CAPACITY, REACTIONS

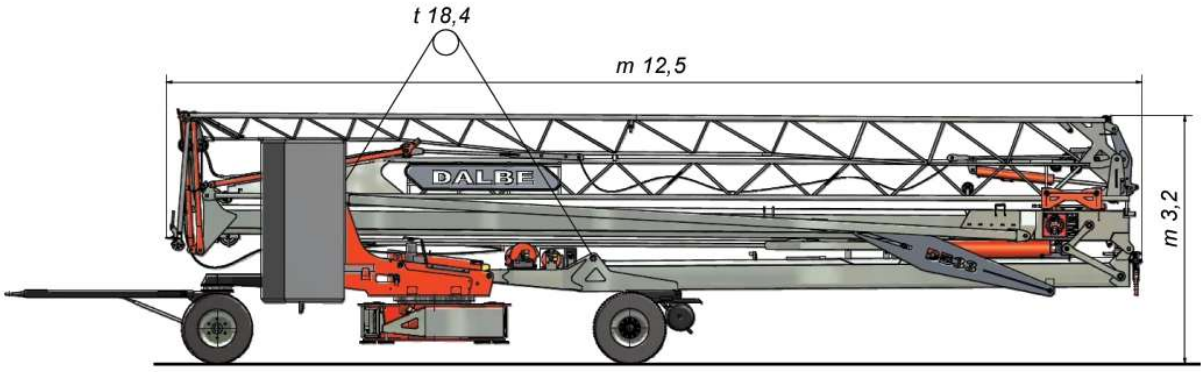


I dati e le misure hanno un valore indicativo, pertanto non sono impegnativi
Technical data are not binding and are only indicative.

**EN 14439 - EN 13001**

CE

# DB 37






Standard axle configuration

Road version available

DB 37

# DB 37

- **Technology and solutions for the best efficiency.**
  *Tecnologia e soluzioni per la massima efficienza.*

- **AUTO-SELECT + VARIOMATIC:**
  **Hoisting speed smart control: automatic speed choice according to load weight.**
  **Micro-speed and electronic fine adjustment control for all movements.**
  *Gestione intelligente della velocità di sollevamento: scelta automatica in rapporto al peso del carico. Tutti i movimenti con micro-velocità e controllo elettronico.*




- **X Type:**
  **3 additional operation programs with 230 V single-phase power supply. 3 - 4.5 - 6 kW power and 2.3 t max load always available. Supply flexibility and wide range of speeds.**
  *Tipo X: Pacchetto di 3 programmi di funzionamento aggiuntivi per alimentazione con corrente monofase a 230 V. 3 - 4,5 - 6 kW di potenza e 2.3 t di carico massimo sempre disponibili. Flessibilità di alimentazione e ampia gamma di velocità.*

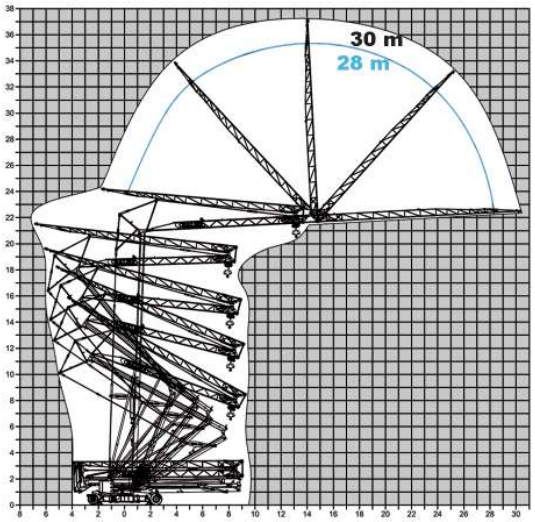


- **ASD (All Systems Down):**
  **Motors and microswitches at ground level: maintenance and checking on erected crane.**
  *Motori e finecorsa nella parte bassa della gru: manutenzione e controllo a gru elevata.*




**crane and complete ballast on 1 truck**
**gru e zavorra completa su 1 camion**

STANDARD




SSM




QLS




Quick Load Limiters Setting

| | DB 37 V | | | | DB 37 X | | | | | | | |
|---|---|---|---|---|---|---|---|---|---|---|---|---|
| 50 Hz | 400 V 9.4 kVA | Three-phase *Trifase* | | | 400 V 9.4 kVA | Three-phase *Trifase* | 230 V 6 kW | Single-phase *Monofase* | 230 V 4.5 kW | Single-phase *Monofase* | 230 V 3 kW | Single-phase *Monofase* |
| | | m/min | kg | | | m/min | kg | m/min | kg | m/min | kg | m/min | kg |
| 7.5 kW | 1 | 5 | 2300 | | 1 | 5 | 2300 | 5 | 2300 | 5 | 2300 | 5 | 2300 |
| | 2 2nd SPEED AUTO SELECTION | 19 | 2300 | | 2 2nd SPEED AUTO SELECTION | 19 | 2300 | 14 | 2000 | 13 | 1300 | 9 | 1300 |
| | 2+ | 22 | 2000 | | 2+ | 22 | 2000 | 24 | 800 | 17 | 800 | 14 | 800 |
| | 3 VARIOMATIC ▼42 | 30 ▲ 42 ▲ | 1300 | | 3 VARIOMATIC ▼42 | 30 ▲ 42 ▲ | 1300 | ▼32 32 ▲ | 500 | ▼32 25 ▲ | 500 | ▼32 19 ▲ | 500 |
| | ELECTRONIC | | | | ELECTRONIC | | | | | | | | |
| 1.5 kW | | m/min | kg | | | m/min | kg | | | | | | |
| | 1 | 0 ···▶ 19 | 2300 | | 1 | 0 ···▶ 16 | 2300 | | | | | | |
| | 2 | 0 ···▶ 38 | 1100 | | 2 | 0 ···▶ 36 | 1100 | | | | | | |
| | ELECTRONIC | | | | ELECTRONIC | | | | | | | | |
| 1.84 kW | | rpm | | | | rpm | | | | | | | |
| | 1 | 0 ···▶ 0.3 | | | 1 | 0 ···▶ 0.3 | | | | | | | |
| | 2 | 0 ···▶ 0.8 | | | 2 | 0 ···▶ 0.8 | | | | | | | |
| | ELECTRONIC | | | | ELECTRONIC | | | | | | | | |
| 2.2 kW | | | | | 1.3 kW | | | | | | | | |

# DB 37

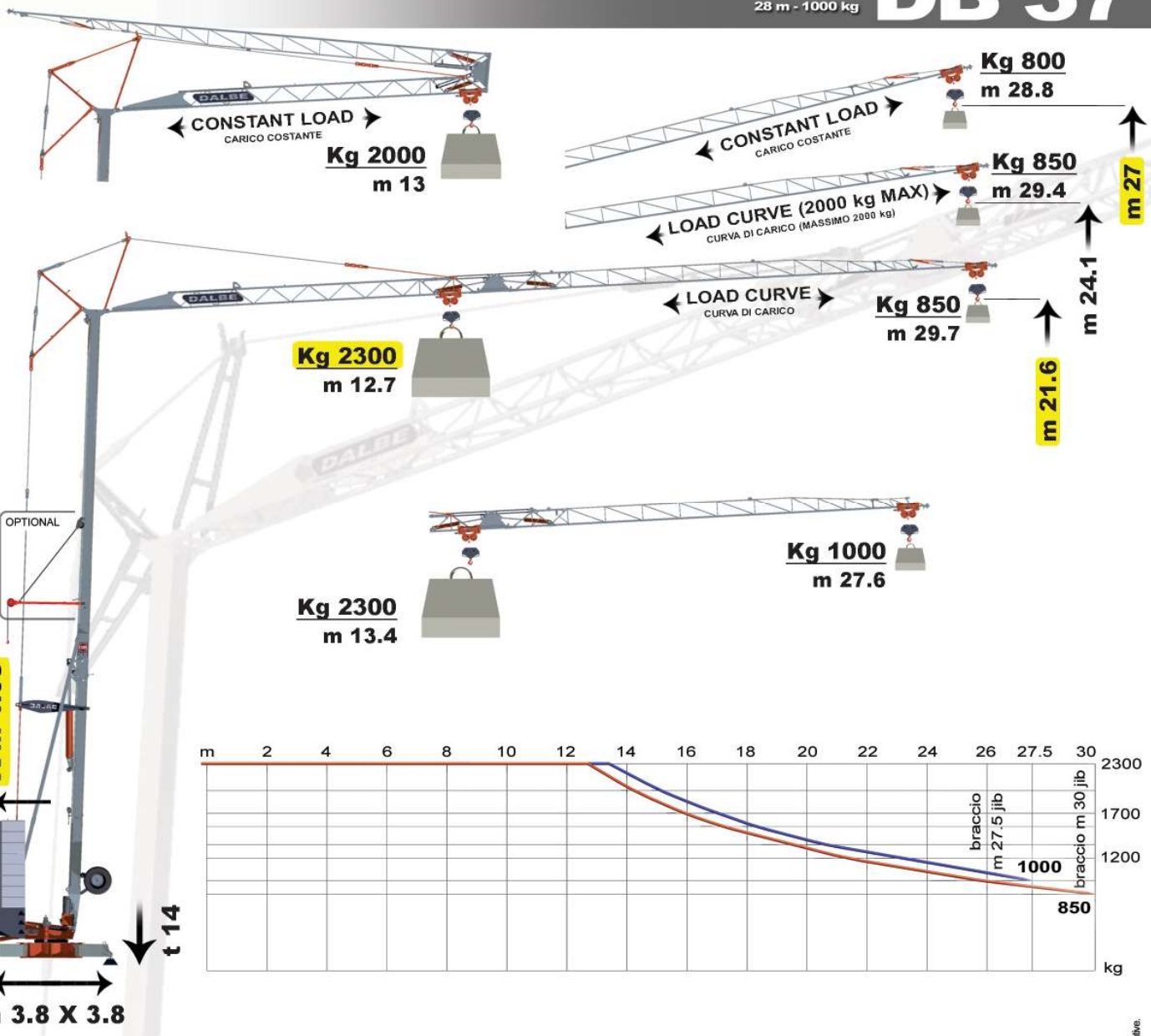





OPTIONAL







ANEMOMETER
ANEMOMETRO



CRANE JACK
MARTINETTO DELLA GRU



STEERING REAR AXLE
ASS. POST. STERZANTE



ASK FOR COMPLETE STANDARD AND OPTIONAL FEATURES
*CHIEDERE PER LISTA COMPLETA ACCESSORI E DOTAZIONI*

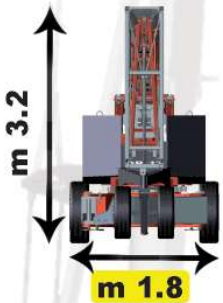





EN 14439 - EN 13001 CE

I dati e le misure hanno un valore indicativo, pertanto non sono impegnativi. - Technical data are not binding and are only indicative.

# DB 37 V1



**80 km/h speed limit trailer, complies with German standards, made in Germany.**

*Conforme agli standard tedeschi per la circolazione con limite di velocità 80 km/h, allestita in Germania.*

# DB 37 V1

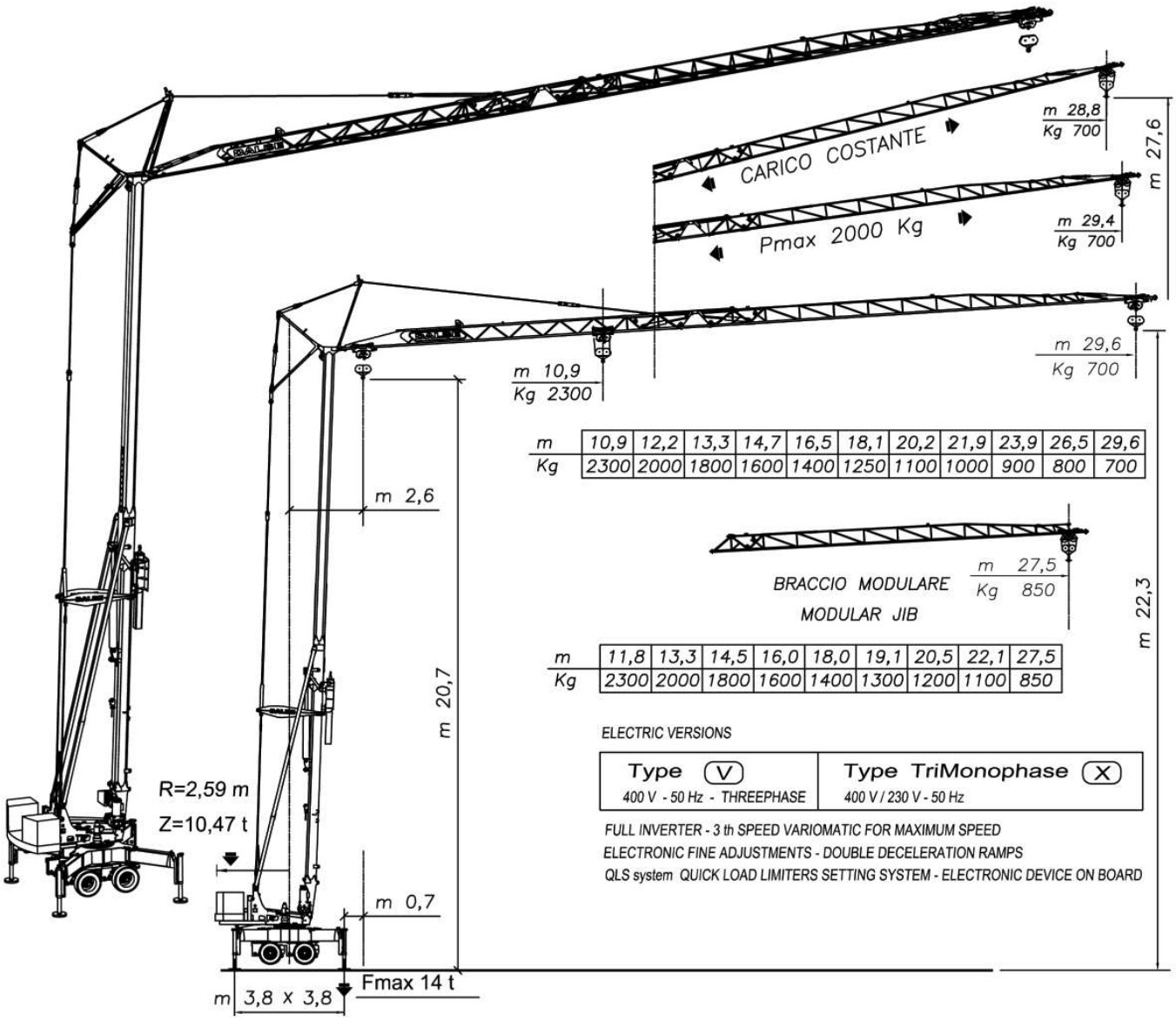


| m | 10,9 | 12,2 | 13,3 | 14,7 | 16,5 | 18,1 | 20,2 | 21,9 | 23,9 | 26,5 | 29,6 |
|---|---|---|---|---|---|---|---|---|---|---|---|
| Kg | 2300 | 2000 | 1800 | 1600 | 1400 | 1250 | 1100 | 1000 | 900 | 800 | 700 |

BRACCIO MODULARE
MODULAR JIB

m 27,5
Kg 850

| m | 11,8 | 13,3 | 14,5 | 16,0 | 18,0 | 19,1 | 20,5 | 22,1 | 27,5 |
|---|---|---|---|---|---|---|---|---|---|
| Kg | 2300 | 2000 | 1800 | 1600 | 1400 | 1300 | 1200 | 1100 | 850 |

ELECTRIC VERSIONS

| Type (V) | Type TriMonophase (X) |
|---|---|
| 400 V - 50 Hz - THREEPHASE | 400 V / 230 V - 50 Hz |

FULL INVERTER - 3 th SPEED VARIOMATIC FOR MAXIMUM SPEED
ELECTRONIC FINE ADJUSTMENTS - DOUBLE DECELERATION RAMPS
QLS system QUICK LOAD LIMITERS SETTING SYSTEM - ELECTRONIC DEVICE ON BOARD

## SBRACCI, PORTATE, REAZIONI – RADIUS, CAPACITY, REACTIONS

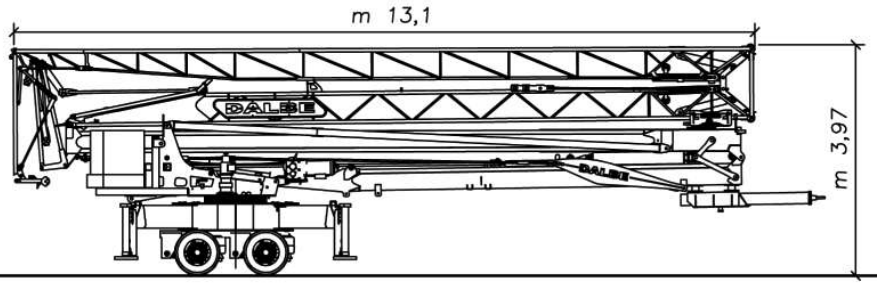


## TRASPORTO – TRANSPORT

I dati e le misure hanno un valore indicativo, pertanto non sono impegnativi
Technical data are not binding and are only indicative.

**EN 14439 - EN 13001**

CE

# DB 50



















Road version available

DB 50

# DB 50

**Gru performante, compatta ed innovativa, orgoglio della costruzione italiana ed europea.**

- High-performance, compact and innovative crane, the pride of Italian and European building industry.
- Grue performante, compacte et innovante, l'orgueil de la construction italienne et européenne.
- Hervorragender, kompakter und innovativer Kran, echter Stolz des italienischen und europäischen Maschinenbaus.
- Grúa de elevada performance, compacta y nueva, el orgullo de la construcción italiana y europea.

**Sollevamento, carrello e rotazione con microvelocità e controllo elettronico.**

- Hoisting, trolleyng and slewing controlled by electronic fine adjustments.
- Système de levage, mouvement chariot et rotation variable à microvitesses par contrôle électronique.
- Heben, Katzfahren und Schwenken durch elektronische Feinsteuerung.
- Elevación, carro y giro con micro-velocidad y control electrónico.

**Progettazione e costruzione in accordo alle nuove norme europee EN 14439.**

- Design and manufacturing according to the new european EN 14439 standards.
- Projetation et construction selon les normes européenne EN 14439.
- Konstruktion und Herstellung gemäß den EN 14439 Normen.
- Proyecto y construcción según la normativa europea EN 14439.

**Sistema ASD: motori, finecorsa e limitatori nel vano meccanismi sulla piattaforma rotante, manutenzione e controllo a gru elevata.**

- ASD system: motors, microswitches and load limiters on the rotary platform, maintenance and checking with the crane being erected.
- Système ASD: moteurs, interrupteurs fin-de-course et limiteurs de charge dans l'armoire de commande sur la plateforme tournante permettant l'entretien et contrôle à grue montée.
- System ASD: Motoren, Endschalter und Begren zer im Bedienkasten auf der Drehbuhne erlauben Wartung und Uberprufung bei montiertem Kran.
- Sistema ASD: motores, cuentavueltas y limitadores en la base de la grúa, mantenimiento y control con la grúa montada.




- **QLS**




**Quick Load Limiters Setting**

- **SSM**





**Autolivellamento istantaneo con assale a sgancio automatico.**

- Instantaneous self-levelling with automatic release axle.
- Auto-nivellement instantané avec essieu à déclenchement automatique.
- Sofortige Selbstnivellierung mit automatischer Achsenauslösung.
- Auto-nivelación instantánea con eje de desenganche automático.

| DB 50 S<br>V 400 Trifase<br>15 kW | | DB 50 V<br>V 400 Trifase<br>14 kW |
|---|---|---|
| m/min — Kg | | m/min — Kg |
| 5 — 2600 | ① ① | 5 — 2600 |
| 21 — 2600 | ② ② | ▲ 24 ▼ — 2600 |
| 42 — 1300 | ③ ③ | ▲▲ 43 ▼▼ — 1200 |
| | ④ | 54>●>43 VARIOMATIC — 0<●<1200 |
| | | E L E C T R O N I C |
| 0 ▸▸▶ 19 — 2600 | ① ① | 0 ▸▸▶ 12 — 2600 |
| 0 ▸▸▶ 38 — 1300 | ② ② | 0 ▸▸▶ 24 — 2600 |
| | ③ | 0 ▸▸▶ 38 — 1200 |
| E L E C T R O N I C | | E L E C T R O N I C |
| rpm | | rpm |
| 0 ▸▸▶ 0,3 | ① ① | 0 ▸▸▶ 0,2 |
| 0 ▸▸▶ 0,8 | ② ② | 0 ▸▸▶ 0,5 |
| | ③ | 0 ▸▸▶ 0,8 |
| E L E C T R O N I C | | E L E C T R O N I C |
| 2,2 kW | | 2,2 kW |

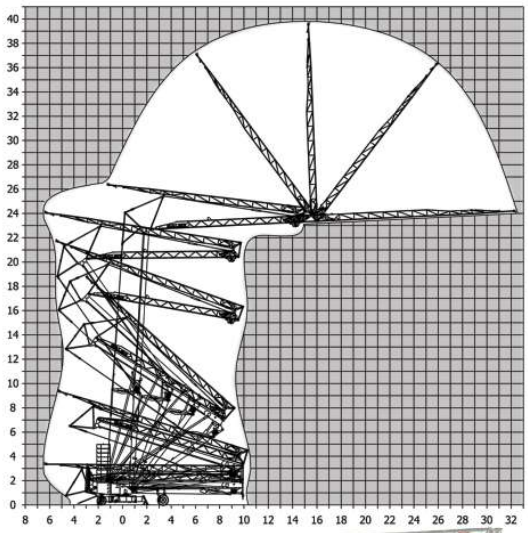


transport




**28 t**
**crane and complete ballast on 1 truck**
gru e zavorra completa su 1 camion

# DB 50

**30 m - 1000 kg**
**32 m - 800 kg**

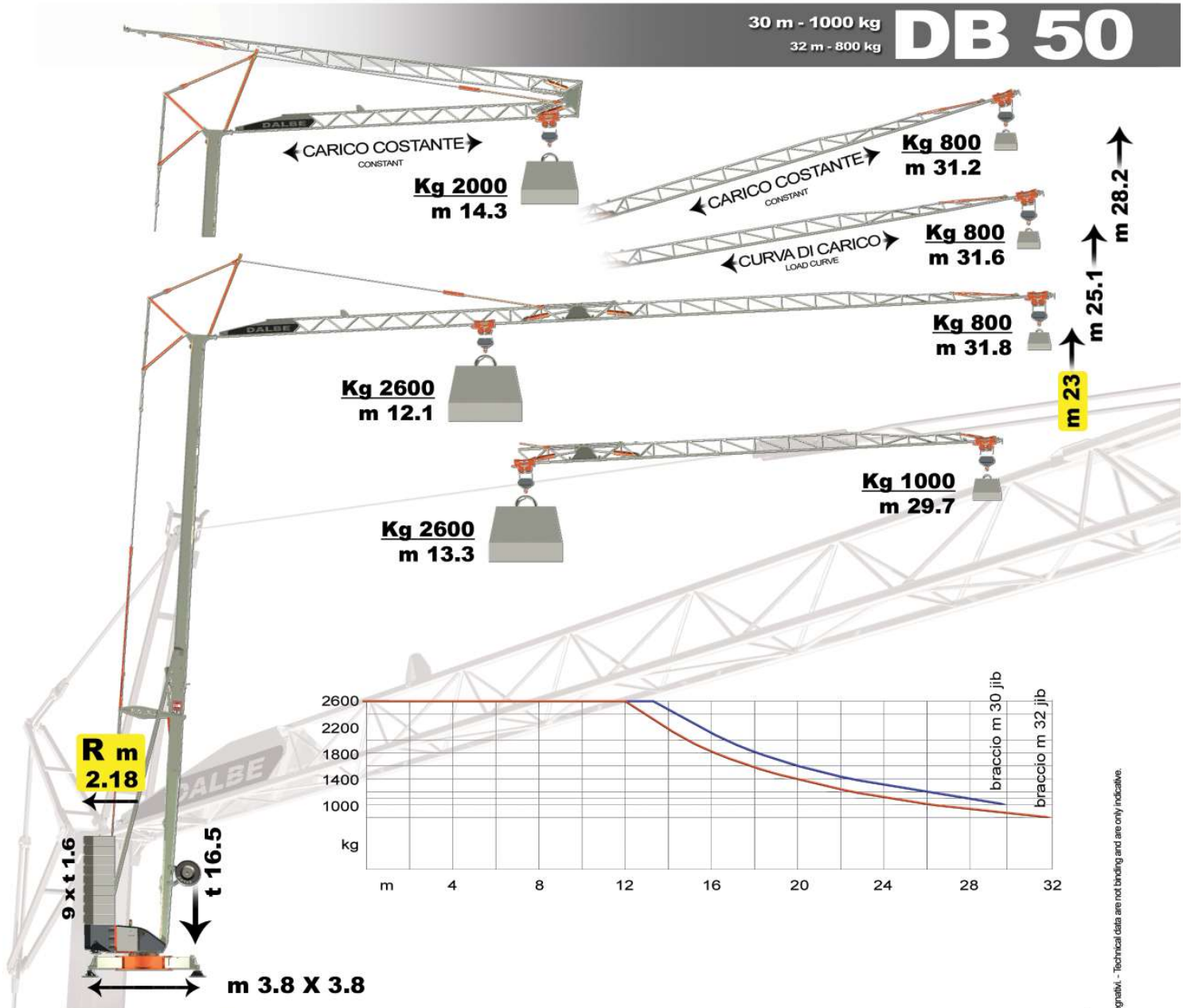





OPTIONAL







ANEMOMETER
ANEMOMETRO



CRANE JACK
MARTINETTO DELLA GRU



STEERING REAR AXLE
ASS. POST. STERZANTE



ASK FOR COMPLETE STANDARD AND OPTIONAL FEATURES
*CHIEDERE PER LISTA COMPLETA ACCESSORI E DOTAZIONI*




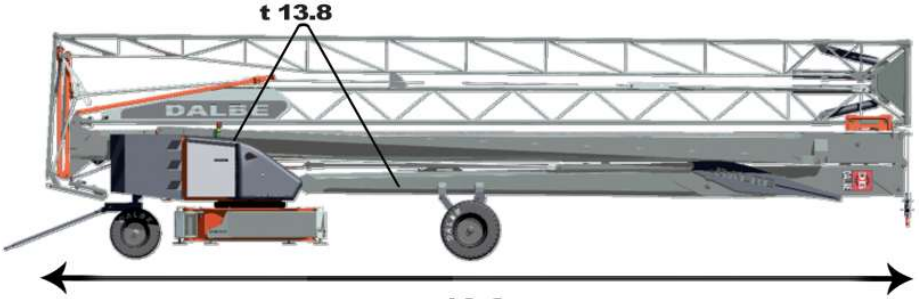


**EN 14439 - F.E.M. 1.001**

CE

I dati e le misure hanno un valore indicativo, pertanto non sono impegnativi. - Technical data are not binding and are only indicative.

# HS 380

















Road version available

HS 380

# HS 380

- **High efficiency and top performances.**
  *Alta efficienza e prestazioni top.*




- **AUTO-SELECT + VARIOMATIC**
  **Intelligent control of the hoisting speed: automatic choice according to the weight of the load. All movements with micro-speed and controlled by electronic fine adjustments.**
  *Gestione intelligente della velocità di sollevamento: scelta automatica in rapporto al peso del carico. Tutti i movimenti con micro-velocità e controllo elettronico.*

- **X-Type**
  **2 additional operation programs for power supply with current 230V single phase. 6 kW power, assembly and work. Max capacity up to 4 t always available. Supply flexibility and wide range of speeds.**
  *Aggiunta di 2 programmi di funzionamento per alimentazione con corrente 230V monofase. 6 kW di assorbimento, montaggio e lavoro. Portata max fino a 4 t sempre disponibile. Flessibilità di alimentazione ed ampia gamma di velocità.*

- **Tutor System (C-Type)**
  **Intelligent electronic monitoring for load, wind, level. Double display.**
  *Controllo elettronico intelligente di carico, vento e livello. Doppio display.*

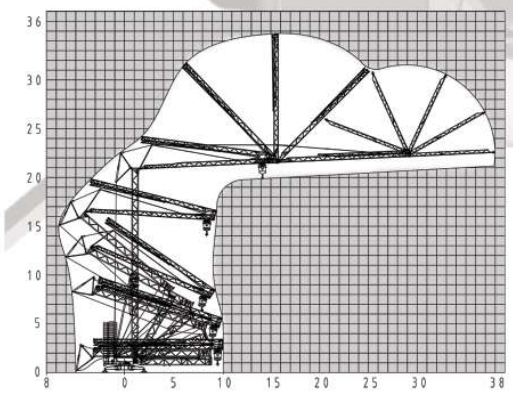


**transport**




**t 18**
**crane on 1 truck**
**gru su 1 camion**

**t 20.3**
**ballast on 1 truck**
**zavorra su 1 camion**

STANDARD

**GALVANIZED** *ZINCATA*



Jib, tower, ties and stab. hot galvanized.
*Braccio, torre, tiranti e gambe zincati a caldo.*




**SSM**



**ASD**

**QLS**




Quick Load Limiters Setting

| | HS 380 X | | | | | | | | HS 380 V | | | | HS 380 N | | |
|---|---|---|---|---|---|---|---|---|---|---|---|---|---|---|---|
| | 400 V - Three-phase 11 kW - Trifase | | | | 230 V - Single-phase 6 kW - Monofase | | | | 400 V 16 kW | Three-phase Trifase | | | 400 V 15 kW | Three-phase Trifase | |
| | spd. | m/min▲ | kg | m/min▼ | spd. | m/min▲ | kg | m/min▼ | spd. | m/min▲ | kg | m/min▼ | spd. | m/min▲▼ | kg |
| | 1 | 5 | 2000 | 5 | 1 | 5 | 2000 | 5 | 1 | 5 | 2000 | 5 | 1 | 6 | 2000 |
| AUTO SELECTION | 2 | 25 | 2000 | 25 | 2 | 10 | 2000 | 15 | 2 | 25 | 2000 | 25 | 2 | 24 | 2000 |
| AUTO SELECTION | 2+ | 31 | 1500 | 31 | 2+ | 14 | 1500 | 20 | 3 | 46 | 1000 | 46 | 3 | 48 | 1000 |
| AUTO SELECTION | 3 | 46 | 1000 | 46 | 3 | 25 | 800 | 30 | 4 VARIOMATIC | 46 57 | 1000 | 57 | | | |
| AUTO SELECTION | 3+ | 56 | 500 | 56 | 3+ | 35 | 500 | 40 | | | | | | | |
| | 1 | 2 | 4000 | 2 | 1 | 2 | 4000 | 2 | 1 | 2 | 4000 | 2 | 1 | 3 | 4000 |
| AUTO SELECTION | 2 | 12 | 4000 | 12 | 2 | 5 | 4000 | 7 | 2 | 12 | 4000 | 12 | 2 | 12 | 4000 |
| AUTO SELECTION | 2+ | 16 | 3000 | 16 | 2+ | 7 | 3000 | 10 | 3 | 23 | 2000 | 23 | 3 | 24 | 2000 |
| AUTO SELECTION | 3 | 23 | 2000 | 23 | 3 | 13 | 1600 | 15 | 4 VARIOMATIC | 23 28 | 2000 | 28 | | | |
| AUTO SELECTION | 3+ | 28 | 1000 | 28 | 3+ | 18 | 1000 | 20 | | | | | | | |
| | E L E C T R O N I C | | | | | | | | E L E C T R O N I C | | | | | | |
| | 1 | 0 ▸▸▶ 21 | < 4000 | IV | 1 | 0 ▸▸▶ 21 | < 4000 | IV | 1 | 0 ▸▸▶ 20 | < 4000 | IV | 1 | 0 ▸▸▶ 21 | 4000 |
| AUTO SELECTION | 2 | 0 ▸▸▶ **30** | < 4000 | IV | 1 | 0 ▸▸▶ **30** | < 4000 | IV | 2 | 0 ▸▸▶ 32 | < 4000 | IV | 2 | 0 ▸▸▶ 42 | 2000 |
| AUTO SELECTION | 2+ | 0 ▸▸▶ 41 | < 2000 | IV | 2 | 0 ▸▸▶ 41 | < 2000 | IV | 3 | 0 ▸▸▶ 44 | < 2000 | IV | | | |
| | E L E C T R O N I C | | | | | | | | E L E C T R O N I C | | | | | | |
| | 1 | 0 ▸▸▶ 0,3 | rpm | | 1 | 0 ▸▸▶ 0,3 | rpm | | 1 | 0 ▸▸▶ 0,3 | rpm | | 1 | 0 ▸▸▶ 0,3 | rpm |
| | 2 | 0 ▸▸▶ 0,8 | rpm | | 2 | 0 ▸▸▶ 0,8 | rpm | | 2 | 0 ▸▸▶ 0,5 | rpm | | 2 | 0 ▸▸▶ 0,8 | rpm |
| | E L E C T R O N I C | | | | | | | | 3 | 0 ▸▸▶ 0,8 | rpm | | | | |
| | | | | | | | | | E L E C T R O N I C | | | | | | |
| | 3 kW - 230 V | | | | 3 kW - 230 V | | | | 3 kW | | | | 3 kW | | |
| | E L E C T R O N I C | | | | | | | | | | | | | | |

38 m - 800 kg
36 m - 1000 kg
32 m - 1250 kg

# HS 380

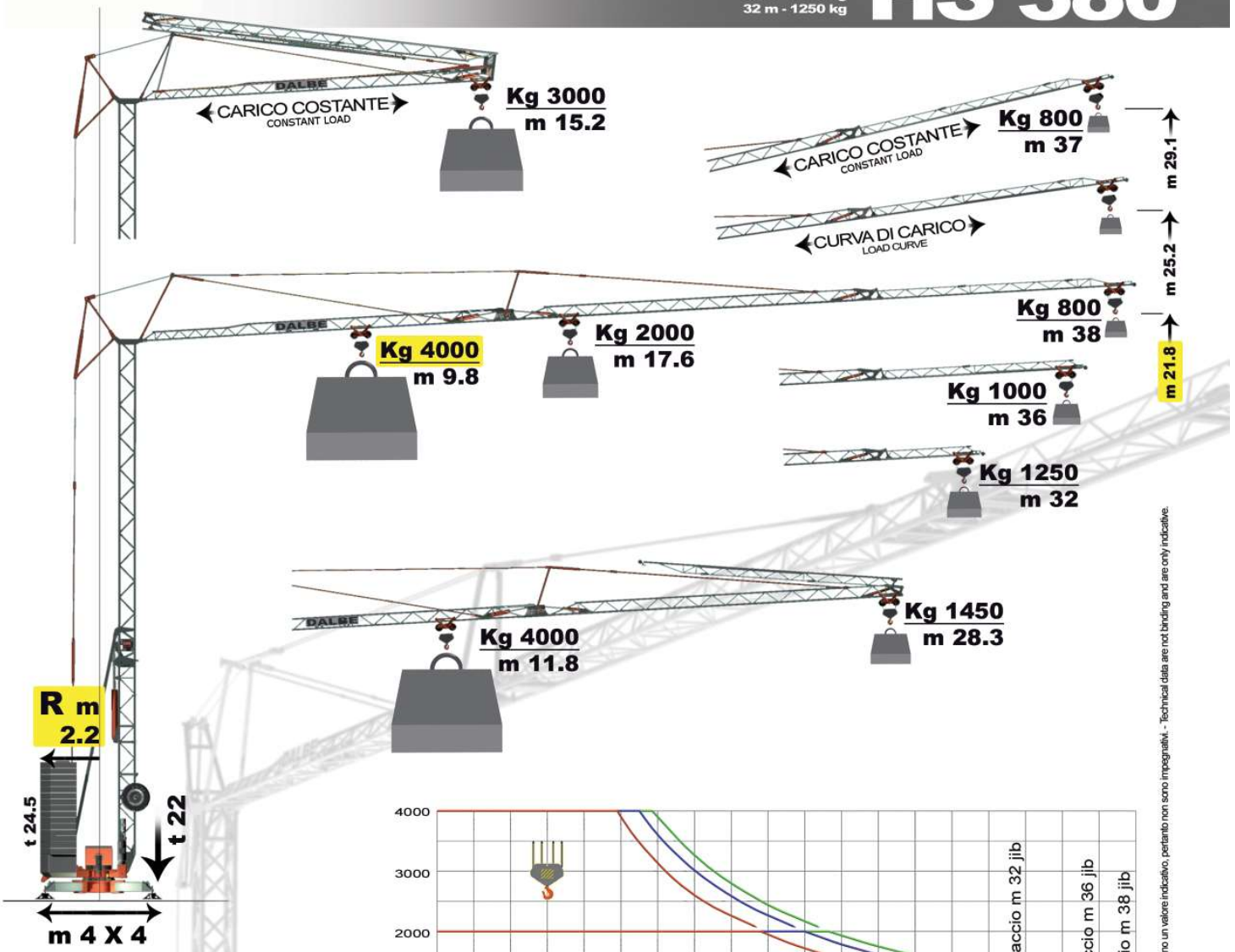





I dati e le misure hanno un valore indicativo, pertanto non sono impegnativi. - Technical data are not binding and are only indicative.

OPTIONAL



ASSALE LIVELLANTE
LEVELLING AXLE



AUTO - ZAVORRAMENTO
DERRICK









ELECTRONIC

ANEMOMETER
ANEMOMETRO



CRANE JACK
MARTINETTO DELLA GRU

ASK FOR COMPLETE STANDARD AND OPTIONAL FEATURES
*CHIEDERE PER LISTA COMPLETA ACCESSORI E DOTAZIONI*







EN 14439 - EN 13001 CE

# DB 747




DB 747
DB 747
DALBE
DALBE
DB 747

# DB 747

Dalbe **DB 747** is a **sturdy**, **technologically advanced** and **reliable machine**.
It is a full-size self-erecting crane that can be truly said to be **automatic**, placement and calibration are simple and fast thanks to specifically developed solutions.

*Dalbe **DB 747** è una **macchina robusta**, **tecnologica** e **affidabile**.*
*È un'automontante full-size che può davvero dirsi **automatica**, piazzamento e tarature semplici e veloci grazie a soluzioni appositamente sviluppate.*




Thanks to its size, load capacity and performances it represents an **alternative to city tower cranes** reducing, however, the incidence of transport and assembly costs.

*Per dimensioni, portate e prestazioni rappresenta un'**alternativa alle gru a torre** tipo city riducendo però l'incidenza dei costi di trasporto e montaggio.*

# DB 747

**DB 747** benefits from the wide industrial and design **know-how** we developed both about great tower cranes and self-erecting ones.

We drew from our range of components for Sky ® series cranes and from our patents, systems and designs for self-erecting cranes.

That's why **DB 747** displays **performances**, features and systems that make it an **excellent** machine in the field of European production and, therefore, worldwide.





*__DB 747__ beneficia del nostro __know-how__ progettuale e industriale, sviluppato tanto nel settore delle grandi gru a torre quanto in quello delle automontanti.*

*Abbiamo attinto alla gamma di componenti destinati alle city cranes della serie Sky ® e ai brevetti, sistemi e geometrie delle nostre gru automontanti.*

*Si deve a questo il fatto che __DB 747__ sia una macchina con __performance__, caratteristiche e sistemi che la rendono __eccellente__ nel panorama della produzione europea e, quindi, mondiale.*



# DB 747

**45 m - 1100 kg**
**40 m - 1400 kg**

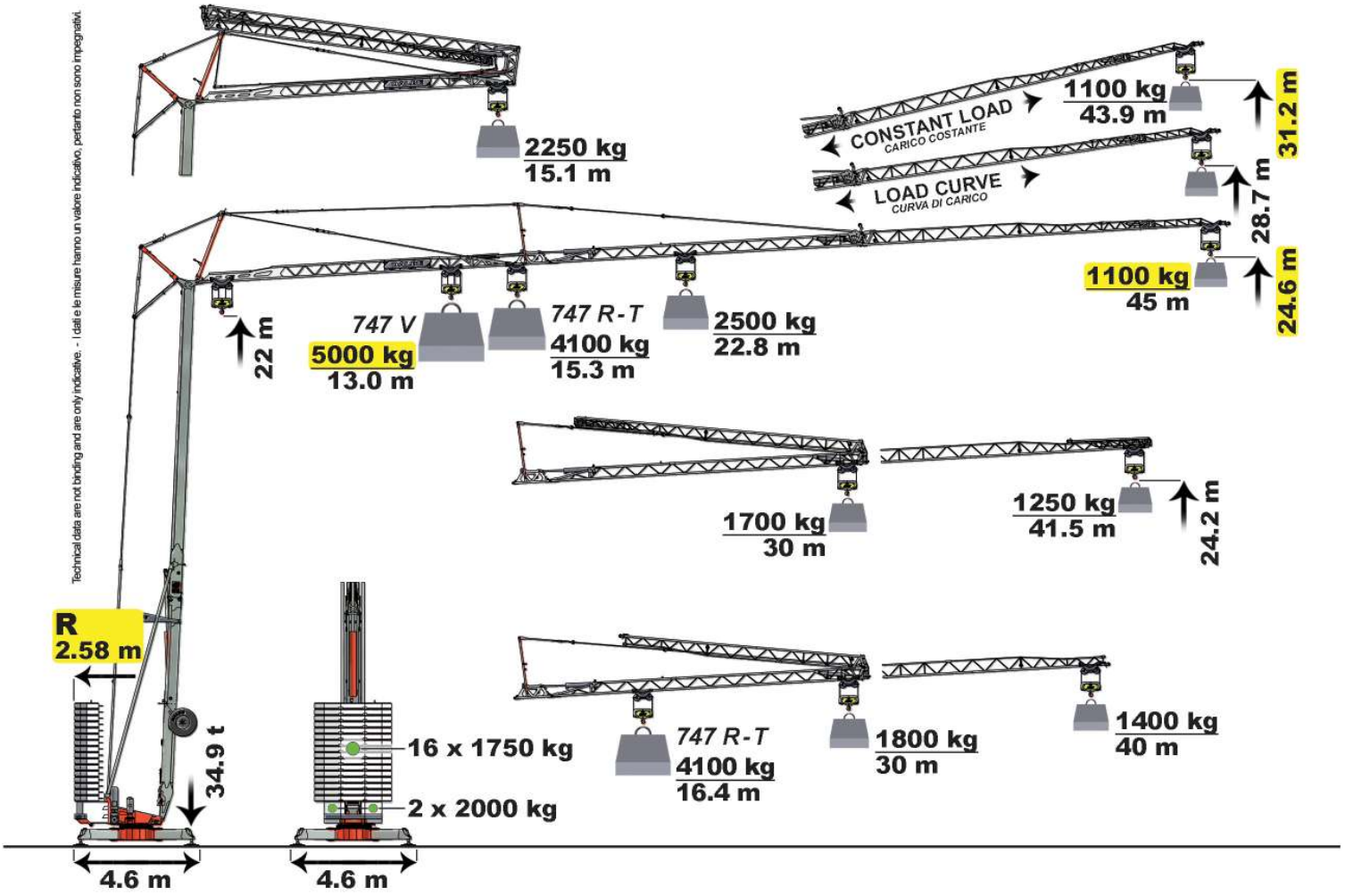


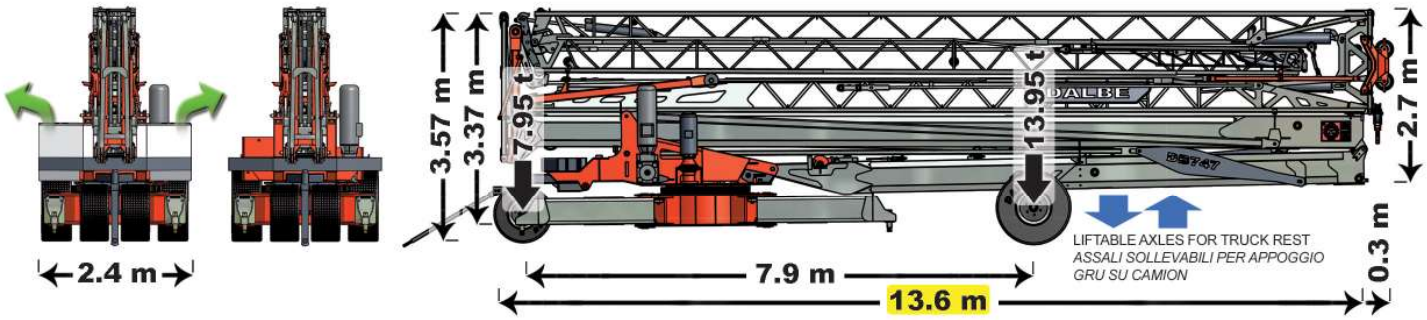


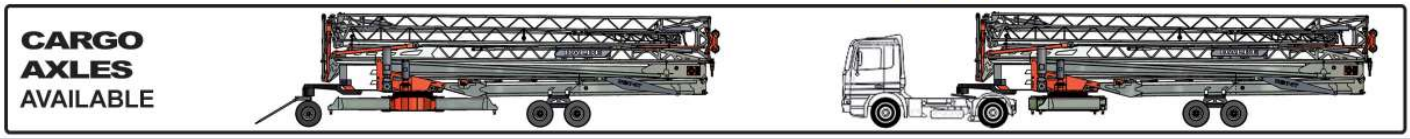




When in transport configuration, **DB 747** weighs 25.9 t: 4 t can be easily removed thanks to two removable 2 t blocks, reducing the total crane weight down to 21.9 t. And its dimensions are suitable for regular transportation.

*In configurazione di trasporto, la **DB 747** pesa 25,9 t di cui 4 t facilmente rimovibili grazie a due blocchi da 2 t sfilabili, in questo modo il peso scende a 21,9 t. E le dimensioni ne consentono un trasporto compatto.*

## LOAD CURVE - *CURVA DI CARICO*

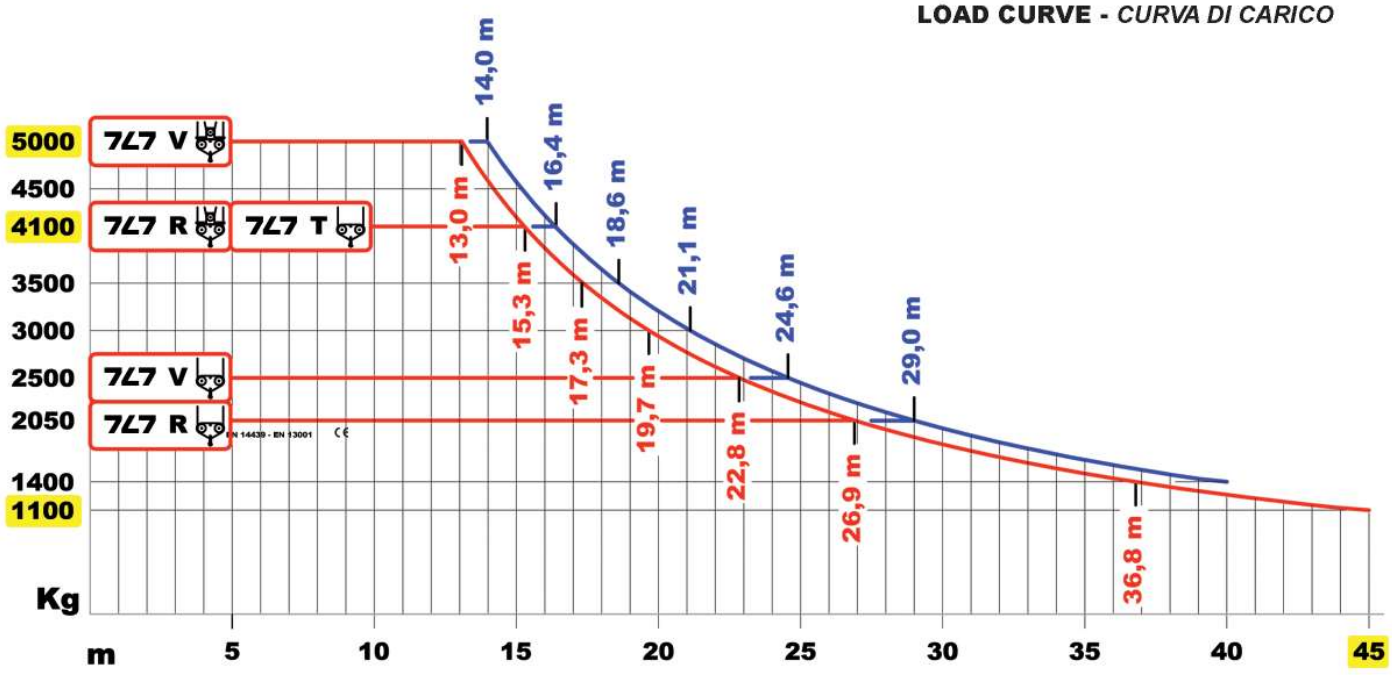


## CHOICES OF PERFORMANCE AND REQUIRED POWER

*ALTERNATIVE DI PRESTAZIONI E POTENZA RICHIESTA*

### DB 747 V

400 V - 50 Hz (60 Hz opt. available)

14,7 kW

| | | m/min | max kg |
|---|---|---|---|
| ELECTRONIC | 1 | 5 | 2500 |
| AUTO SELECT | 2 | 26 | 2500 |
| AUTO SELECT | 2+ | 31 | 2250 |
| | 3 | 46 | 1400 |
| | 4 | 46 ▸▸▸ 60 VARIOMATIC | 700 |
| ELECTRONIC | 1 | 3 | 5000 |
| AUTO SELECT | 2 | 13 | 5000 |
| AUTO SELECT | 2+ | 16 | 4500 |
| | 3 | 23 | 2800 |
| | 4 | 23 ▸▸▸ 30 VARIOMATIC | 1400 |

| | | | |
|---|---|---|---|
| ELECTRONIC | 1 | 0 ▸▸▸ 14 | 5000 |
| | 2 | 0 ▸▸▸ 29 | 5000 |
| | 3 | 0 ▸▸▸ 44 | 2200 |
| | 3 | 0 ▸▸▸ 52 | 1400 |

| | | rpm |
|---|---|---|
| ELECTRONIC | 1 | 0 ▸▸▸ 0.25 |
| | 2 | 0 ▸▸▸ 0.5 |
| | 3 | 0 ▸▸▸ 0.8 |

4.0 kW

21 kVA

### DB 747 T

400 V - 50 Hz (60 Hz opt. available)

18 kW

| | | m/min | max kg |
|---|---|---|---|
| ELECTRONIC | 1 | 5 | 4100 |
| AUTO SELECT | 2 | 22 | 4100 |
| AUTO SELECT | 2+ | 26 | 3600 |
| | 3 | 42 | 2000 |
| | 4 | 42 ▸▸▸ 60 VARIOMATIC | 1100 |

| | | | |
|---|---|---|---|
| ELECTRONIC | 1 | 0 ▸▸▸ 17 | 4100 |
| | 2 | 0 ▸▸▸ 34 | 4100 |
| | 3 | 0 ▸▸▸ 52 | 1600 |

| | | rpm |
|---|---|---|
| ELECTRONIC | 1 | 0 ▸▸▸ 0.25 |
| | 2 | 0 ▸▸▸ 0.5 |
| | 3 | 0 ▸▸▸ 0.8 |

4.0 kW

25 kVA

Technical data are not binding and are only indicative. - I dati e le misure hanno un valore indicativo, pertanto non sono impegnativi.

**EN 14439 - EN 13001**

CE

# DB 747

Technical data are not binding and are only indicative. - I dati e le misure hanno un valore indicativo, pertanto non sono impegnativi.

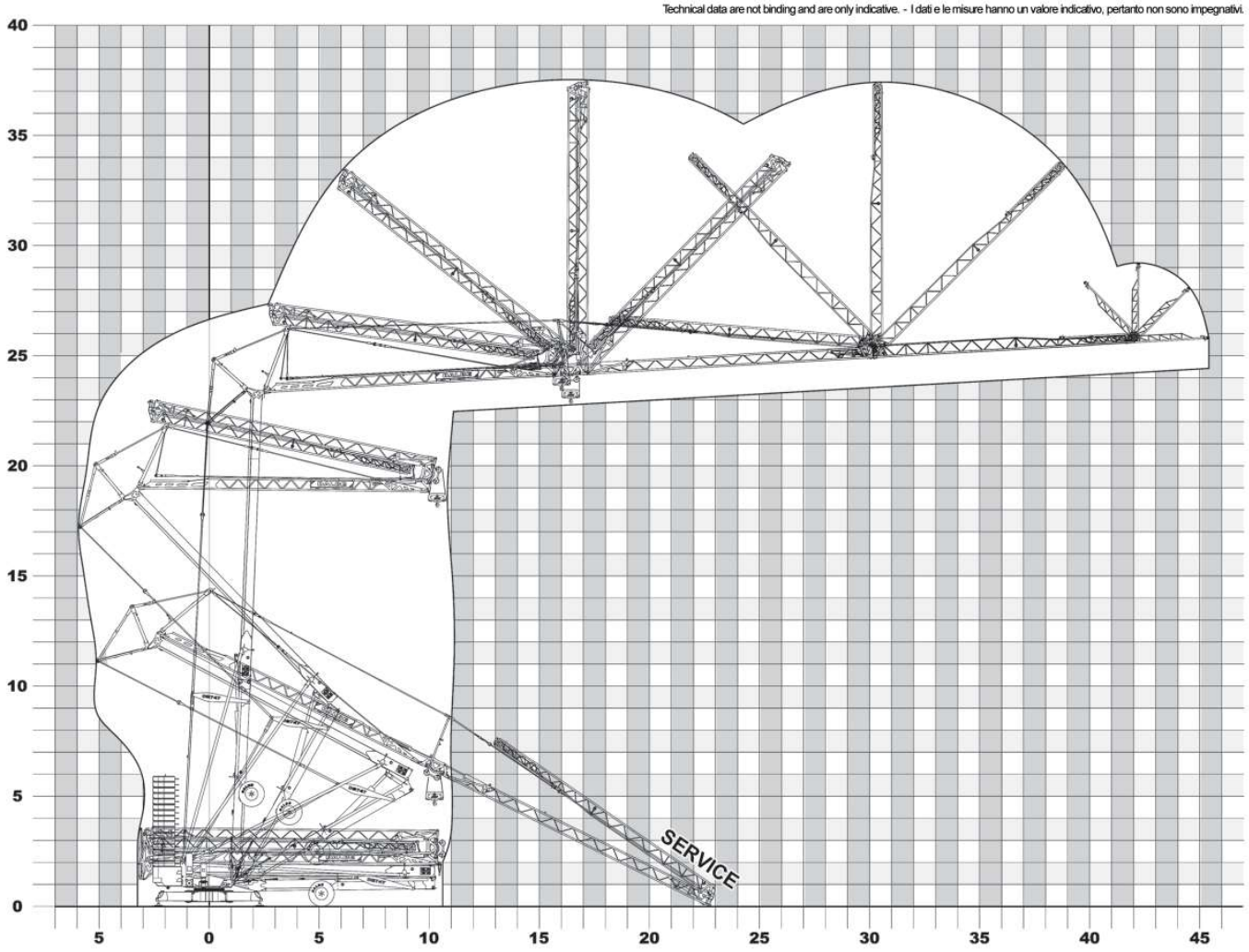


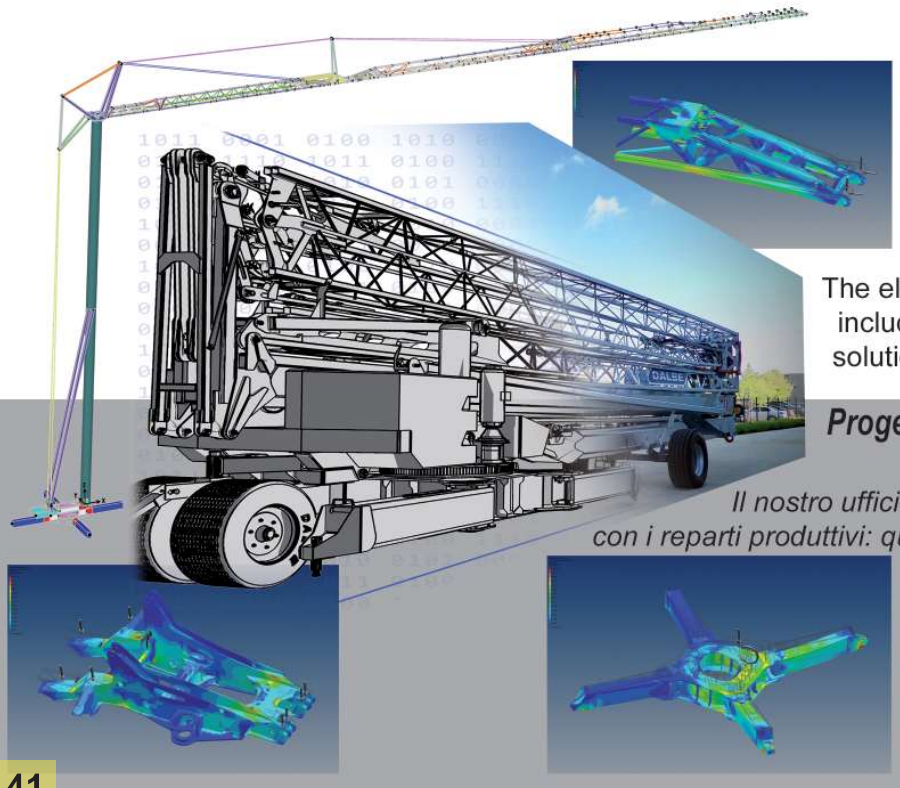

**Design** and **development** are of primary **importance** in our job.

Our technical office is an internal resource and works together with production departments: this ensures complete **knowledge**, **control** and **development** of the product.

The electrical system architecture of **DB 747** includes the most advanced **technological** solutions and uses PLC integrated controls.

***Progettazione*** *e* ***sviluppo*** *nel nostro lavoro hanno un'****importanza*** *primaria.*

*Il nostro ufficio tecnico è interno e lavora in simbiosi con i reparti produttivi: questo assicura completa* ***conoscenza***, ***controllo*** *e* ***sviluppo*** *del prodotto.*

*L'architettura del sistema elettrico della* ***DB 747*** *comprende le soluzioni* ***tecnologiche*** *più avanzate e sfrutta i controlli integrati dei PLC.*

**STANDARDS** - *DOTAZIONE*




**QLS System (Quick Load limiters Setting)**: A simple device that ensures perfect calibration of the load-limiting system. In a single click.

***Sistema QLS (Quick Load limiters Setting)**: Un dispositivo semplice che assicura una perfetta taratura del sistema di limitazione del carico. Con un click.*

**QMS System (Quick Moment Setting)**: Simple and accurate system to calibrate and constantly check the moment curve.

***Sistema QMS (Quick Moment Setting)**: Sistema semplice e preciso per la taratura e il controllo della curva di momento.*

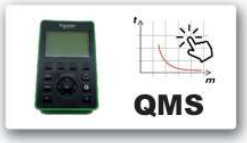


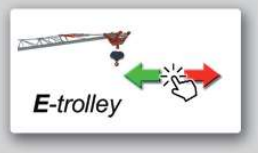


**E-trolley**: Encoder-managed trolley position, a single calibration automatically sets slowing and stopping positions for all jib layouts, with extreme precision.

***E-trolley**: Gestione della posizione del carrello con encoder, una sola taratura regola automaticamente i punti di stop e i rallentamenti per tutte le configurazioni di sbraccio, con estrema precisione.*

**Remote radio control joystick** (V and T versions only) + cabled push-button panel.

***Radiocomando joystick** (solo versioni V e T) + pulsantiera via cavo di servizio.*





**Simplified levelling**: Thanks to specifically positioned stabilizers, base levelling is completed fast and safely, without needing jacks or any other equipment.

***Livellamento assistito**: Grazie alla posizione dedicata degli stabilizzatori, il livellamento della base é ottenuto in modo veloce, sicuro e senza bisogno di martinetti o altre attrezzature.*

**ASD System (All Systems Down)**: Engines and limit switches are located in the lower part of the crane: assistance procedures are simpler, faster, and less expensive.

***Sistema ASD (All Systems Down)**: Motori e finecorsa nella parte bassa della gru: gli interventi di assistenza sono più semplici, veloci ed economici.*







**SSM and anemometer** with specific thresholds for erection and work.

***SSM e anemometro** con soglie specifiche per montaggio e lavoro.*



**Hot-galvanizing treatment** of tower, jib, stabilizers and ties.
**Pickling, polyurethane protection and epoxy finish** for base groups.
**Sandblasting, protection and powder coating** for other parts.
Removable base ballasts. Fixed steel ballast.
Glove compartment.

***Zincatura a caldo** torre, braccio, stabilizzatori e tiranti.*
***Decapaggio, protezione poliuretanica e finitura epossidica** per gruppi base.*
***Sabbiatura, protezione e finitura a polvere** per altre parti.*
*Zavorre di base asportabili. Zavorra di acciaio fissa.*
*Vano portaoggetti.*



OPTIONAL




OPTIONAL



# sky 400 CRANES




AMALFI
POSITANO
Sky 400

# sky400 CRANES®

42 m - 1300 kg
PLUS KIT 45 m - 1000 kg

I dati e le misure hanno un valore indicativo, pertanto non sono impegnativi - Technical data are not binding and are only indicative.

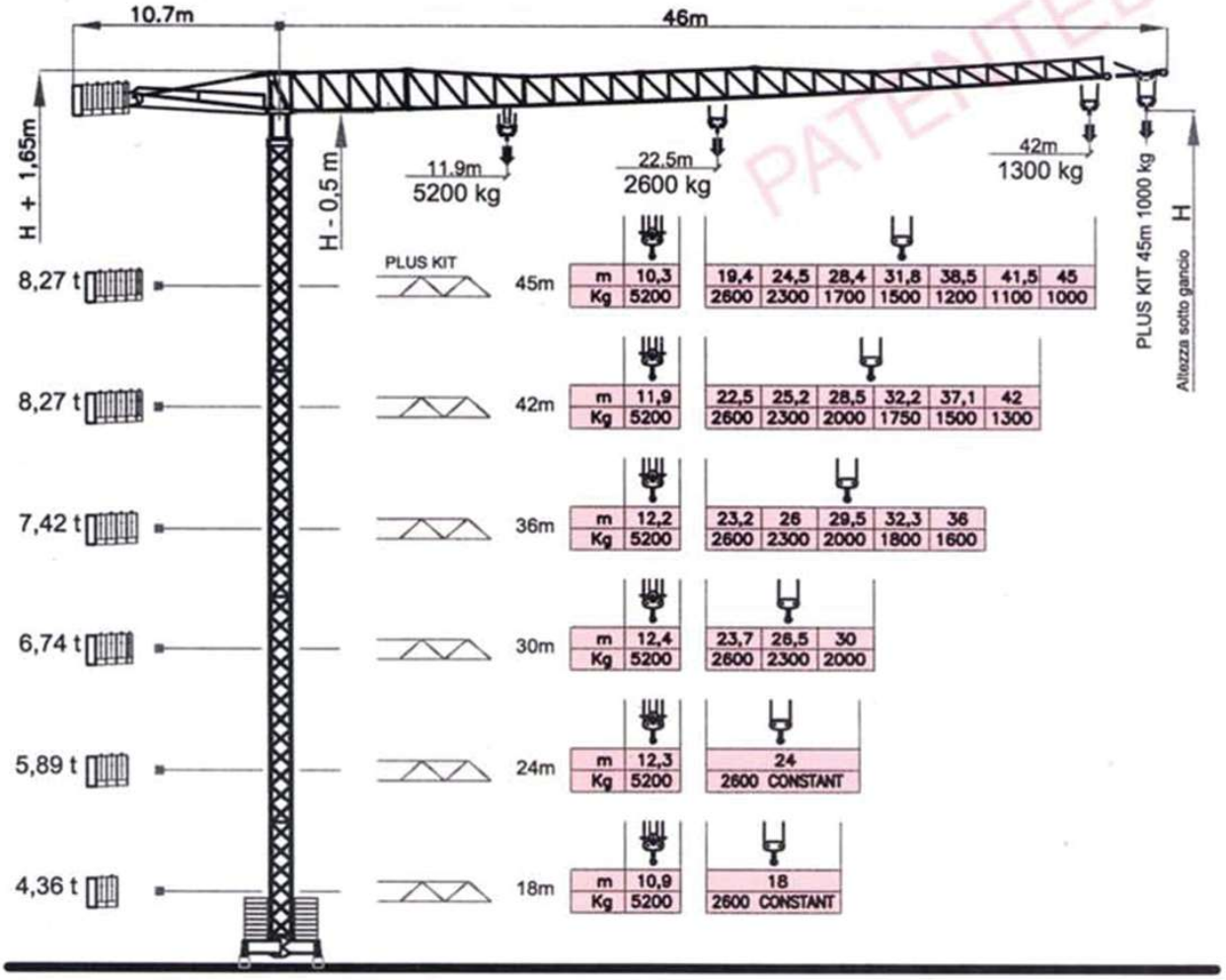


## *COMPOSIZIONE TORRE* MASTS COMPOSITION COMPOSICION MASTIL

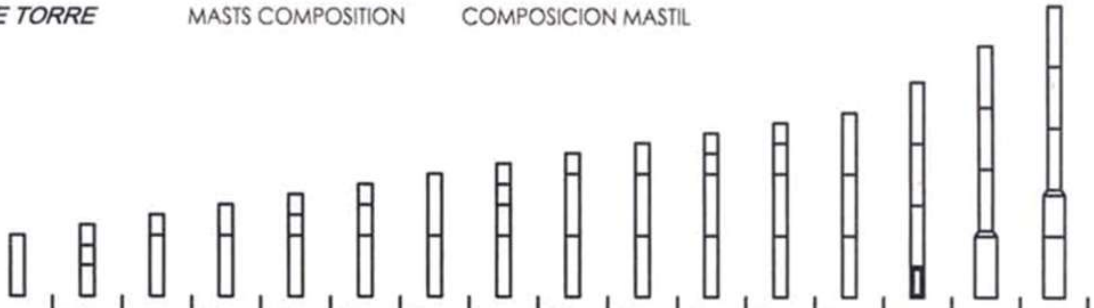

| | | | | | | | | | | | | | | | | |
|---|---|---|---|---|---|---|---|---|---|---|---|---|---|---|---|---|
| H - SGN | 14 m | 16 m | 18 m | 20 m | 22 m | 24 m | 26 m | 28 m | 30 m | 32 m | 34 m | 36 m | 38 m | 44 m | 51,5 m | 57,5 m |
| H - SSB / SBB | 14,8 m | 16,8 m | 18,8 m | 20,8 m | 22,8 m | 24,8 m | 26,8 m | 28,8 m | 30,8 m | 32,8 m | 34,8 m | 36,8 m | 38,8 m | 44,8 m | H-SGS | |
| H - SSB / SBB+ | 15,5 m | 17,5 m | 19,5 m | 21,5 m | 23,5 m | 25,5 m | 27,5 m | 29,5 m | 31,5 m | 33,5 m | 35,5 m | 37,5 m | 39,5 m | **45,5 m** | | |
| ELEMENTS COMPOSITION | TLN | TLD +TLD +TLF | TLD +TLN | TLF +TLN | TLD +TLD +TLN | TLD +TLF +TLN | TLN +TLN | TLD +TLD +TLF +TLN | TLD +TLN +TLN | TLF +TLN +TLN | TLD +TLD +TLN +TLN | TLD +TLF +TLN +TLN | TLN +TLN +TLN | TLN +TLN +TLN +TNF | TLN +TLN +TLN +JTN +TRN | TLN +TLN +TLN +JTN +TRF +TRN |
| ● = STANDARD | ● | | | ● | | | ● | | | ● | | | | ● | | |

**EN 14439 - EN 13001** CE 2000/14

## SUPPORTI — GROUND SUPPORTS — SOPORTES

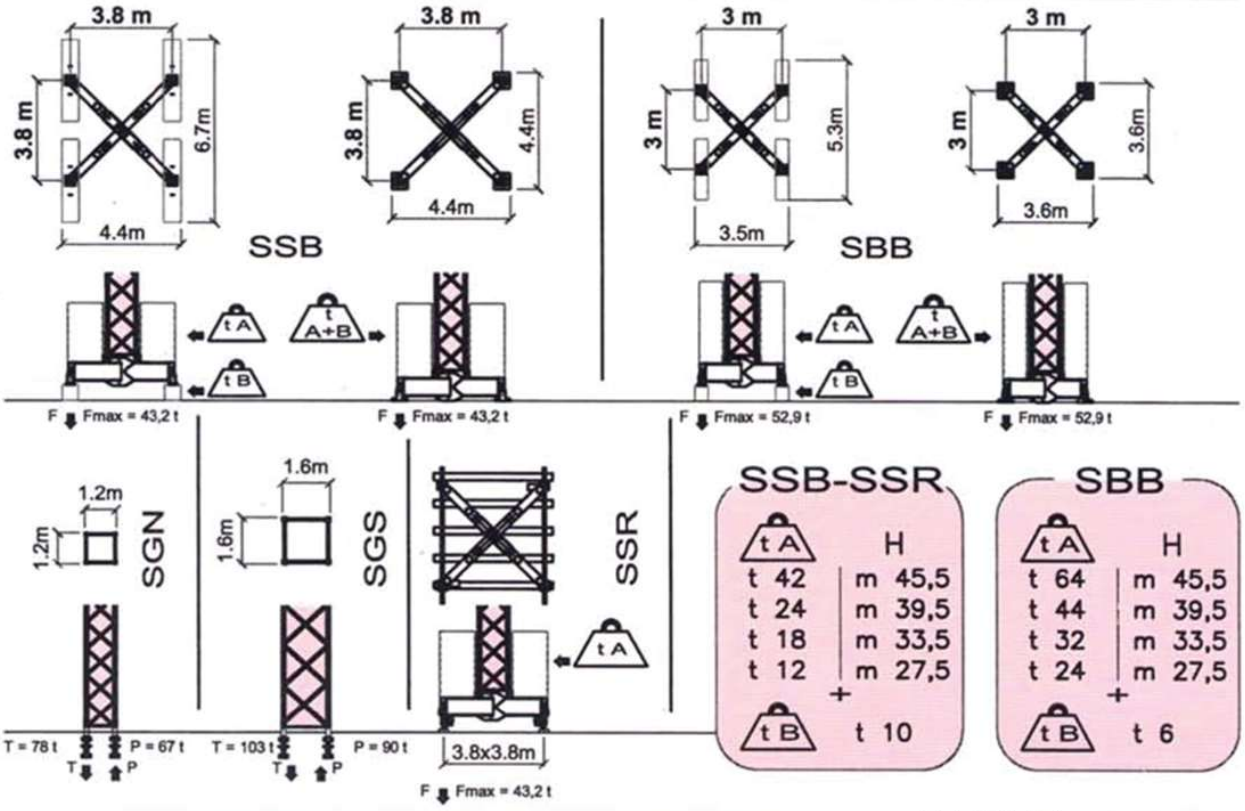


| GRUPPO MOTORE<br>MOTOR GROUP<br>GRUPO MOTOR | US 250 S | | | US 380 I | | |
|---|---|---|---|---|---|---|
| DATI ELETTRICI<br>ELECTRICAL DATA<br>DATOS ELECTRICOS | 400 V (+5% −5%) − 50 Hz<br>27 kW<br>TRIFASE − THREE-PHASE | | | 400 V (+5% −5%) − 50 Hz<br>31 kW<br>TRIFASE − THREE-PHASE | | |
| | m/min. | kg. | kW | m/min. | kg. | kW |
| SOLLEVAMENTO<br>HOISTING<br>ELEVACIÓN | 6<br>25<br>50 | 2600<br>2600<br>1300 | 3,7<br>14,7<br>14,7 | 7<br>32<br>62<br>76 | 2600<br>2600<br>1300<br>650 | 18 |
| | | | | ELECTRONIC FINE ADJUST. | | |
| | 3<br>12<br>25 | 5200<br>5200<br>2600 | 3,7<br>14,7<br>14,7 | 3,5<br>16<br>31<br>38 | 5200<br>5200<br>2600<br>1300 | 18 |
| | | | | ELECTRONIC FINE ADJUST. | | |
| CARRELLO<br>TROLLEY<br>DISTRIBUCIÓN | 21<br>42 | | 1,5<br>2,2 | 10<br>26<br>50 | | 2,2 |
| | | | | ELECTRONIC FINE ADJUST. | | |
| ROTAZIONE<br>SLEWING<br>ORIENTACIÓN | 0,3 − 0,9 rpm<br>ELECTRONIC SENSITIVE SLEWING | | | 55 Nm | | |
| TRASLAZIONE<br>RAIL<br>CARRIL | 17.0 m/min. | | | 2 x 2,2 kW | | |

sky 400

### OPTIONAL



DBLink

LOAD
t m MOMENT
WIND SPEED
BASE TILTING
TROLLEY POS.
SLEW POS.
SMART FUNCT.

DBLink 4.0





LIGHT SIGNAL



PANEL INSIDE THE CABIN


DALBE
sky500















Sky 500

# sky 500

48 m - 1300 kg
PLUS KIT 51 m - 1000 kg

I dati e le misure hanno un valore indicativo, pertanto non sono impegnativi - Technical data are not binding and are only indicative.

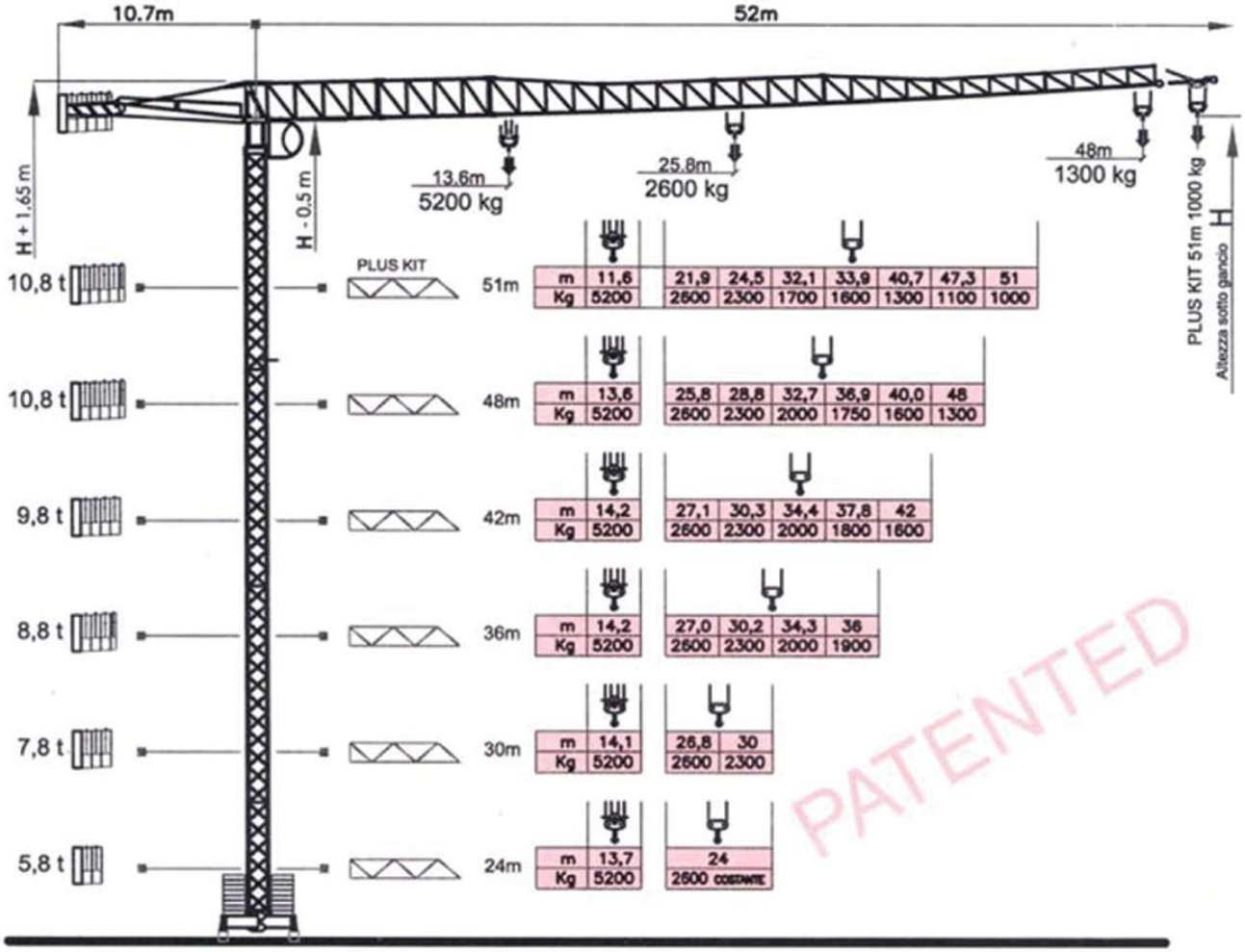


*COMPOSIZIONE TORRE* MASTS COMPOSITION COMPOSICION MASTIL

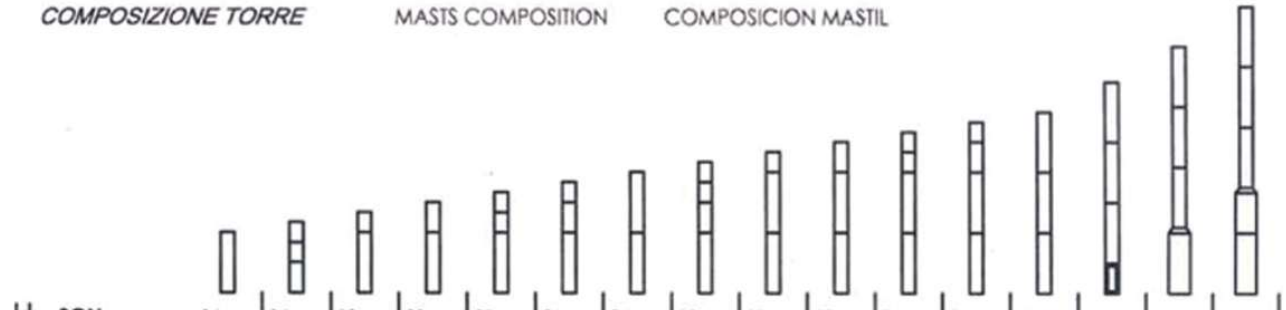

| | | | | | | | | | | | | | | | | |
|---|---|---|---|---|---|---|---|---|---|---|---|---|---|---|---|---|
| H - SGN | 14 m | 16 m | 18 m | 20 m | 22 m | 24 m | 26 m | 28 m | 30 m | 32 m | 34 m | 36 m | 38 m | 44 m | 51,5 m | 57,5 m |
| H - SSB / SBB | 14,8 m | 16,8 m | 18,8 m | 20,8 m | 22,8 m | 24,8 m | 26,8 m | 28,8 m | 30,8 m | 32,8 m | 34,8 m | 36,8 m | 38,8 m | 44,8 m | H-SGS | |
| H - SSB / SBB+ | 15,5 m | 17,5 m | 19,5 m | 21,5 m | 23,5 m | 25,5 m | 27,5 m | 29,5 m | 31,5 m | 33,5 m | 35,5 m | 37,5 m | 39,5 m | 45,5 m | | |
| ELEMENTS COMPOSITION | TNN | TND +TND +TNF | TND +TNN | TNF +TNN | TND +TND +TNN | TND +TNF +TNN | TNN +TNN | TND +TND +TNF +TNN | TND +TNN +TNN | TNF +TNN +TNN | TND +TND +TNN +TNN | TND +TNF +TNN +TNN | TNN +TNN +TNN | TNN +TNN +TNN +TPF | TNN +TNN +TNN +JTN +TRN | TNN +TNN +TNN +JTN +TRF +TRN |
| ● = STANDARD | ● | | | ● | | | ● | | | ● | | | ● | ● | | |

**EN 14439 - EN 13001** CE 2000/14

## SUPPORTI — GROUND SUPPORTS — SOPORTES

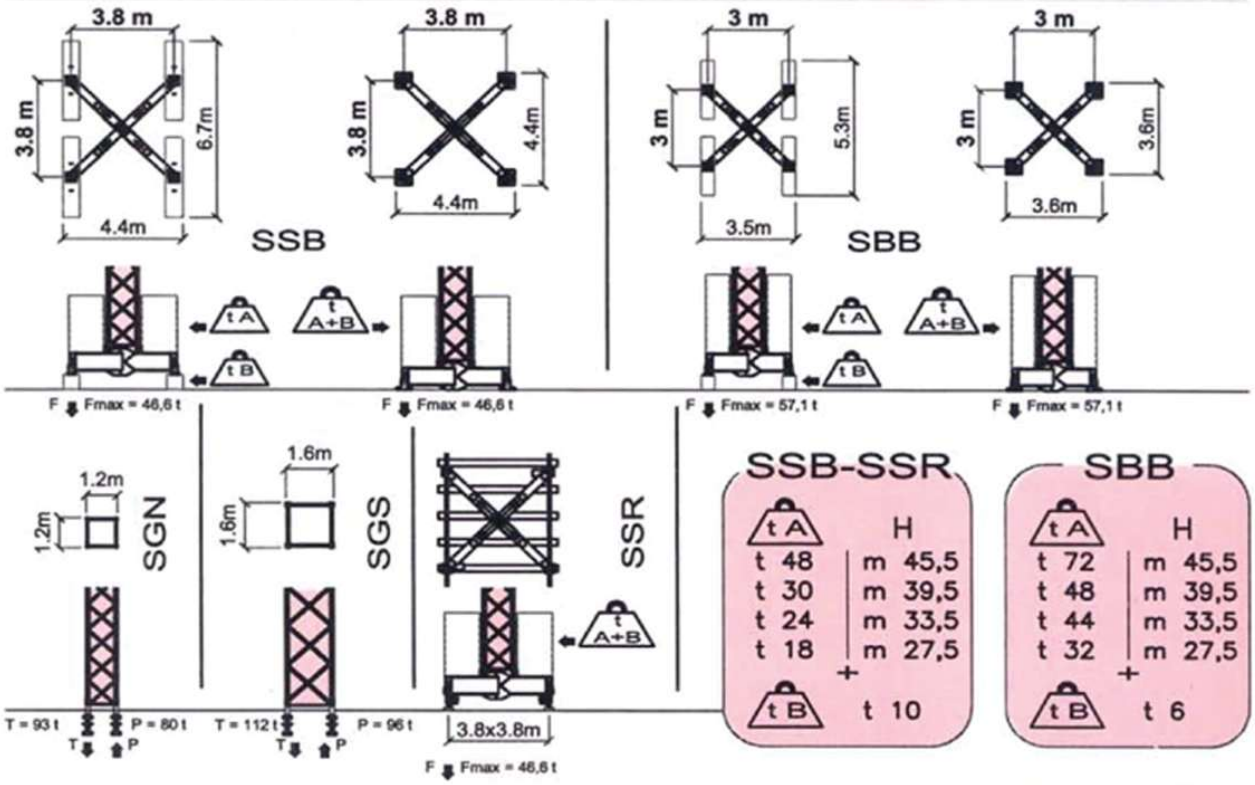


**SSB-SSR**

| tA | H |
|---|---|
| t 48 | m 45,5 |
| t 30 | m 39,5 |
| t 24 | m 33,5 |
| t 18 | m 27,5 |
| + | |
| tB t 10 | |

**SBB**

| tA | H |
|---|---|
| t 72 | m 45,5 |
| t 48 | m 39,5 |
| t 44 | m 33,5 |
| t 32 | m 27,5 |
| + | |
| tB t 6 | |

| GRUPPO MOTORE / MOTOR GROUP / GRUPO MOTOR | US 250 S | US 380 I |
|---|---|---|
| DATI ELETTRICI / ELECTRICAL DATA / DATOS ELECTRICOS | 400 V (+5% −5%) – 50 Hz<br>27 kW<br>TRIFASE – THREE-PHASE | 400 V (+5% −5%) – 50 Hz<br>31 kW<br>TRIFASE – THREE-PHASE |
| SOLLEVAMENTO / HOISTING / ELEVACIÓN | m/min. · kg. · kW | m/min. · kg. · kW |
| | 6 · 2600 · 3,7<br>25 · 2600 · 14,7<br>50 · 1300 · 14,7 | 7 · 2600 · 2600 · 18<br>32 · 2600 · 1300<br>62 · 1300 · 650<br>76<br>ELECTRONIC FINE ADJUST. |
| | 3 · 5200 · 3,7<br>12 · 5200 · 14,7<br>25 · 2600 · 14,7 | 3,5 · 5200 · 5200 · 18<br>16 · 5200 · 2600<br>31 · 2600 · 1300<br>38 · 1300<br>ELECTRONIC FINE ADJUST. |
| CARRELLO / TROLLEY / DISTRIBUCIÓN | 21 · 1,5<br>42 · 2,2 | 10<br>26 · 2,2<br>50<br>ELECTRONIC FINE ADJUST. |
| ROTAZIONE / SLEWING / ORIENTACIÓN | 0,3 – 0,9 rpm · 2 x 55 Nm<br>ELECTRONIC SENSITIVE SLEWING | |
| TRASLAZIONE / RAIL / CARRIL | 17.0 m/min. · 2 x 2,2 kW | |

sky 500

### OPTIONAL



DBLink

LOAD
t m MOMENT
WIND SPEED
BASE TILTING
TROLLEY POS.
SLEW POS.
SMART FUNCT.

DBLink 4.0





LIGHT SIGNAL



PANEL INSIDE THE CABIN

sky CRANES 600




SAYAN PRINCESS
HAVYARD 532 CD
Sky 600

# sky 600 CRANES

**60 m - 1300 kg**
**PLUS KIT 63 m - 1000 kg**

I dati e le misure hanno un valore indicativo, pertanto non sono impegnativi - Technical data are not binding and are only indicative.

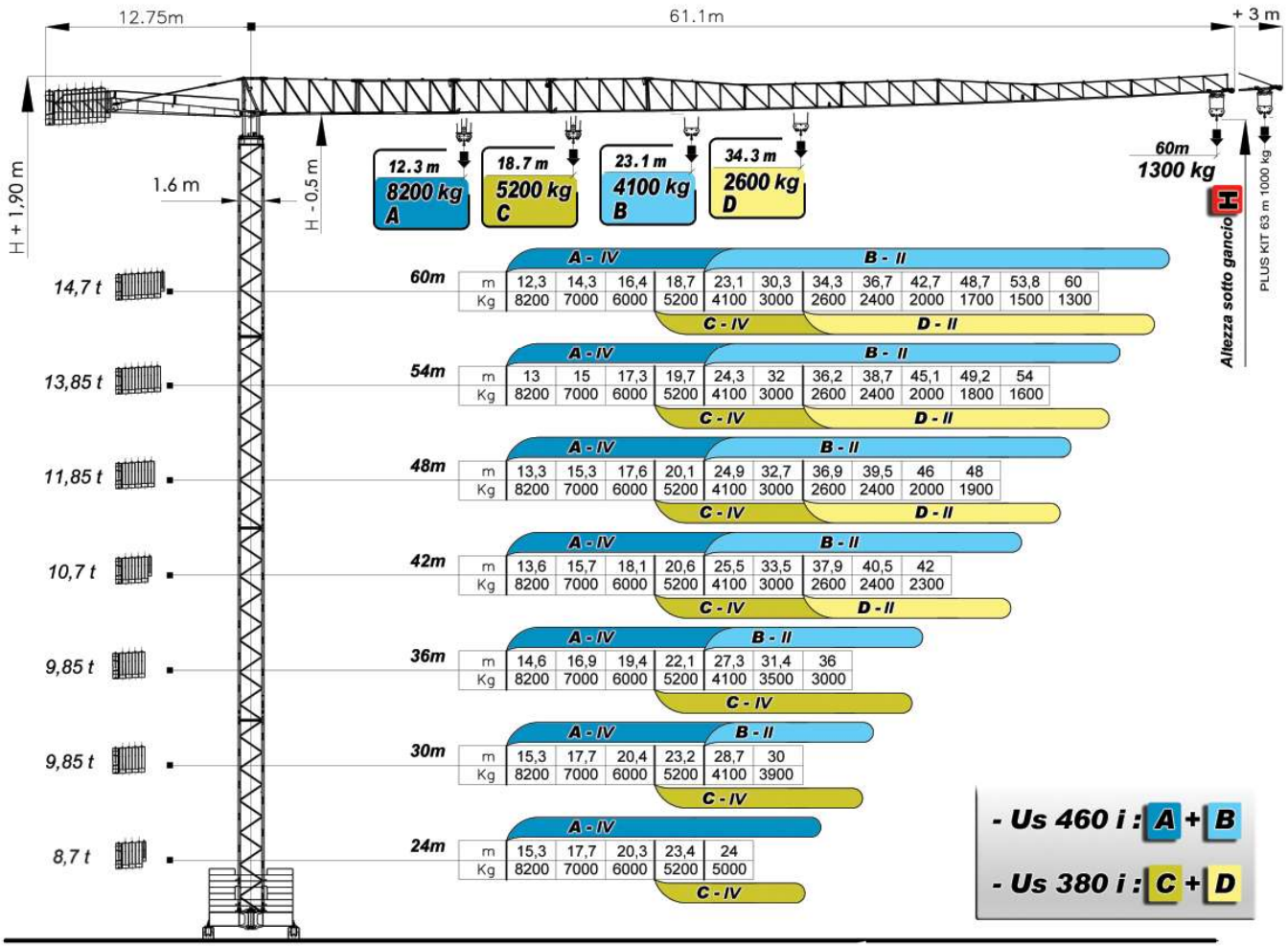


## COMPOSIZIONE TORRE
MASTS COMPOSITION

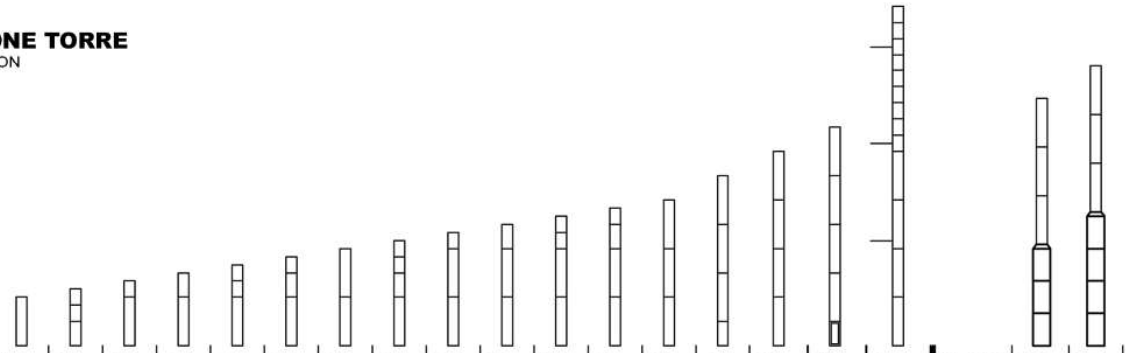

| | 14,3 m | 16,3 m | 18,3 m | 20,3 m | 22,3 m | 24,3 m | 26,3 m | 28,3 m | 30,3 m | 32,3 m | 34,3 m | 36,3 m | 38,3 m | 44,3 m | 50,3 m | 56,3 m | 123,1 m | H - SGV | 57,1 m | 63,1 m |
|---|---|---|---|---|---|---|---|---|---|---|---|---|---|---|---|---|---|---|---|---|
| H - SGS | | | | | | | | | | | | | | | | | | | | |
| H - STB | 15,4 m | 17,4 m | 19,4 m | 21,4 m | 23,4 m | 25,4 m | 27,4 m | 29,4 m | 31,4 m | 33,4 m | 35,4 m | 37,4 m | 39,4 m | 45,4 m | 51,4 m | 57,4 m | ⓘ | | | |
| H - STB + | 15,9 m | 17,9 m | 19,9 m | 21,9 m | 23,9 m | 25,9 m | 27,9 m | 29,9 m | 31,9 m | 33,9 m | 35,9 m | 37,9 m | 39,9 m | 45,9 m | 51,9 m | 57,9 m | ANC | | | |
| ELEMENTS COMPOSITION | TRN | TRD +TRD +TRF | TRD +TRN | TRF +TRN | TRD +TRD +TRN | TRD +TRF +TRN | TRN +TRN | TRD +TRD +TRF +TRN | TRD +TRN +TRN | TRF +TRN +TRN | TRD +TRD +TRN +TRN | TRD +TRF +TRN +TRN | TRN +TRN +TRN | TRN +TRN +TRN +TRF | TRN +TRN +TRN +TRN | TRN +TRN +TRN +TRN +TUF | US380I US460I ⓘ | | TRN +TRN +TRN +JTT +TVF +TVF +TVF | TRN +TRN +TRN +JTT +TVF +TVF +TVF +TVF |
| ● = STANDARD | ● | | | ● | | | ● | | | ● | | | ● | ● | ● | ● | | | | |

**EN 14439 - EN 13001**

CE

2000/14

*sky 600*

## SUPPORTI
GROUND SUPPORTS

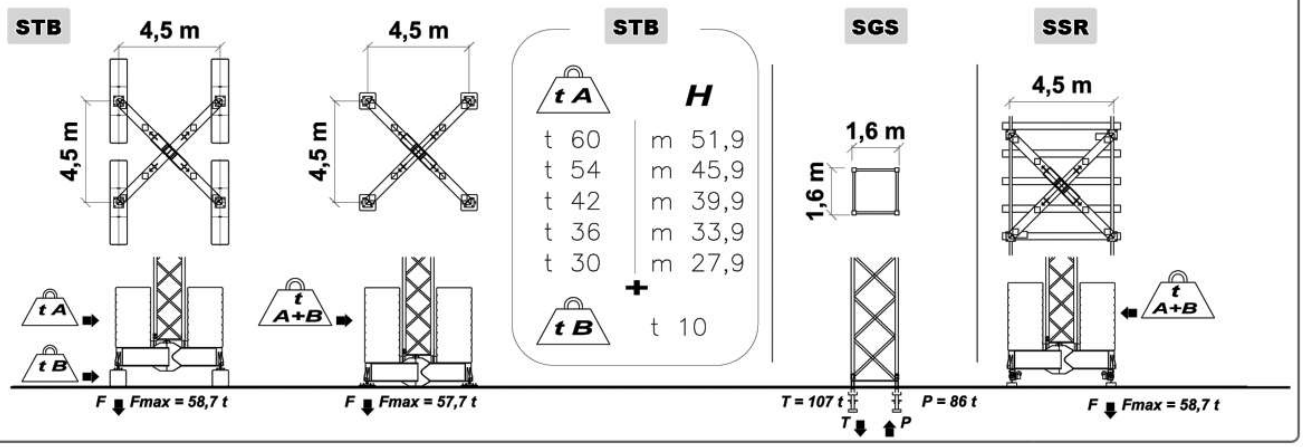


## GRUPPO MOTORE
MOTOR GROUP



### SOLLEVAMENTO HOIST

**Us 460 i**
400 V (+/- 5%) - 50 Hz
40 kW
Trifase - Threephase

| | kg | | m/min | Hp |
|---|---|---|---|---|
| | 0< ● <4100 | 1 | 5 | |
| | 0< ● <4100 | 2 | 33 | 33 |
| | 0< ● <2600 | 3 | 50 | |
| | 0< ● <2600 | 4 | 76>m/min>50 VARIOMATIC | |
| | ELECTRONIC FINE ADJUSTMENT | | | |
| | 0< ● <8200 | 1 | 2,5 | |
| | 0< ● <8200 | 2 | 16,5 | 33 |
| | 0< ● <5200 | 3 | 25 | |
| | 0< ● <5200 | 4 | 38>m/min>25 VARIOMATIC | |
| | ELECTRONIC FINE ADJUSTMENT | | | |

**Us 380 i**
400 V (+/- 5%) - 50 Hz
31 kW
Trifase - Threephase

| | kg | | m/min | Hp |
|---|---|---|---|---|
| | 0< ● <2600 | 1 | 5 | |
| | 0< ● <2600 | 2 | 32 | 25 |
| | 0< ● <1300 | 3 | 56 | |
| | 0< ● <1300 | 4 | 75>m/min>56 VARIOMATIC | |
| | ELECTRONIC FINE ADJUSTMENT | | | |
| | 0< ● <5200 | 1 | 2,5 | |
| | 0< ● <5200 | 2 | 16 | 25 |
| | 0< ● <2600 | 3 | 28 | |
| | 0< ● <2600 | 4 | 37,5>m/min>28 VARIOMATIC | |
| | ELECTRONIC FINE ADJUSTMENT | | | |

### CARRELLO TROLLEY

| | kg | | m/min | Hp |
|---|---|---|---|---|
| | 0< ● <MAX | 1 | 8 | |
| | 0< ● <MAX | 2 | 34 | 7 |
| | 0< ● <2600 | 3 | 68 | |
| | ELECTRONIC FINE ADJUSTMENT | | | |

| | kg | | m/min | Hp |
|---|---|---|---|---|
| | 0< ● <MAX | 1 | 8 | |
| | 0< ● <MAX | 2 | 26 | 3 |
| | 0< ● <2600 | 3 | 52 | |
| | ELECTRONIC FINE ADJUSTMENT | | | |

### ROTAZIONE SLEWING

| rpm | | | Nm |
|---|---|---|---|
| 0 | | 0,3 1 | 2 x 65 |
| 0,3 | | 0,8 2 | |

ELECTRONIC SENSITIVE SLEWING

### TRASL. RAIL

| m/min | Hp |
|---|---|
| 12 | 4 x 3 |







## PESI
WEIGHTS

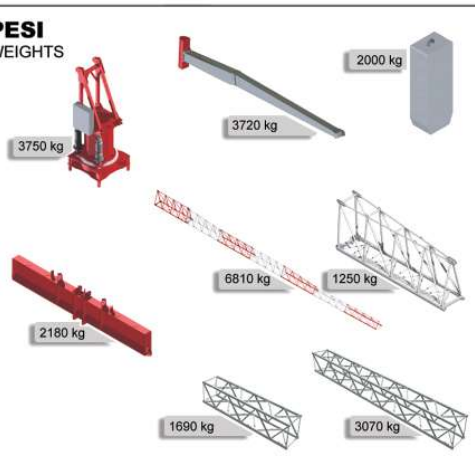


DBLink +
4.0






LIGHT SIGNAL



PANEL INSIDE THE CABIN

# sky CRANES® 760





Sky 760

# sky760 CRANES®

**54 m - 2 t**
**66 m - 1,2 t**
**PLUS KIT 69 m - 1 t**

I dati e le misure hanno un valore indicativo, pertanto non sono impegnativi - Technical data are not binding and are only indicative.

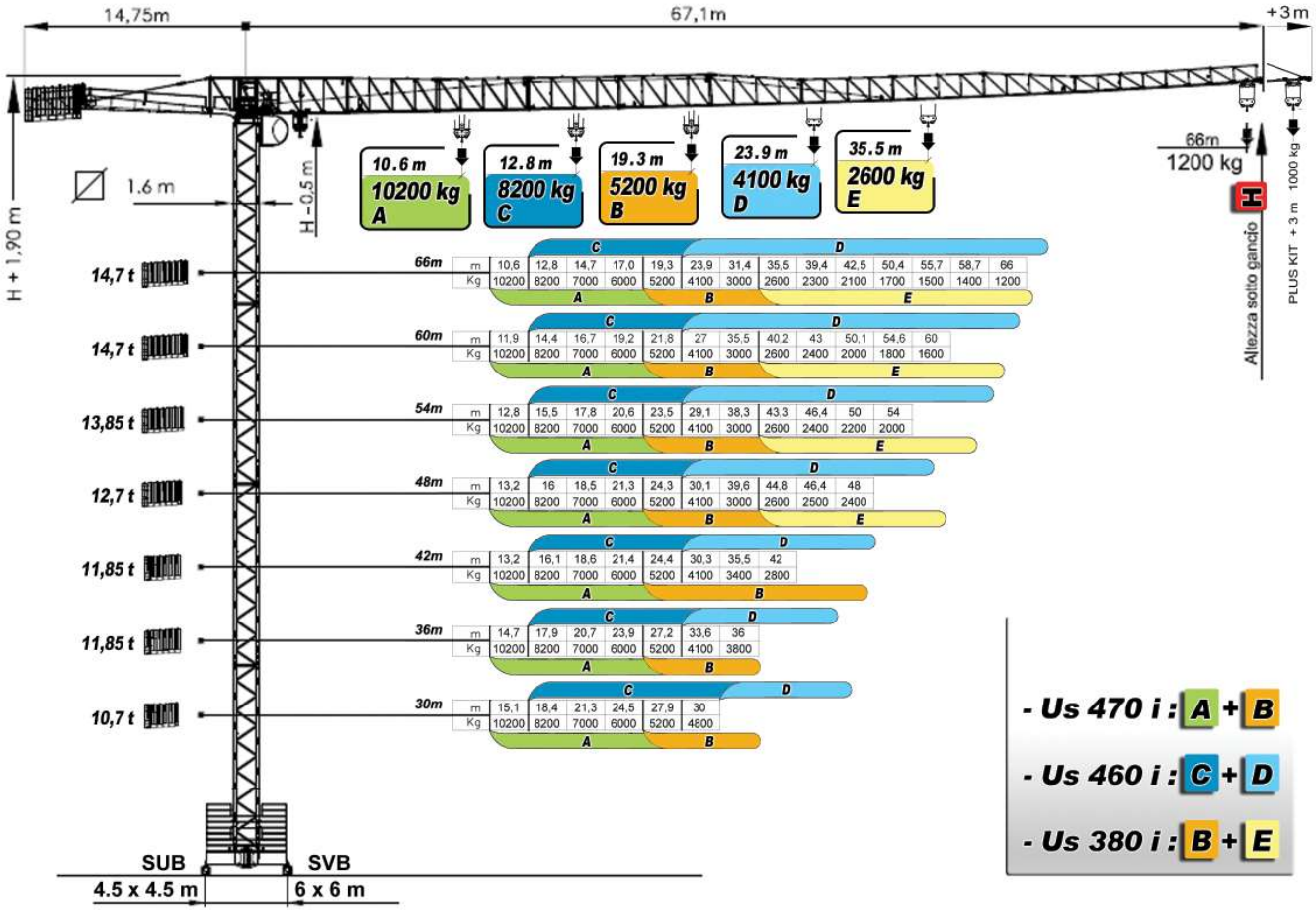


- Us 470 i : A + B
- Us 460 i : C + D
- Us 380 i : B + E

## COMPOSIZIONE TORRE
MASTS COMPOSITION

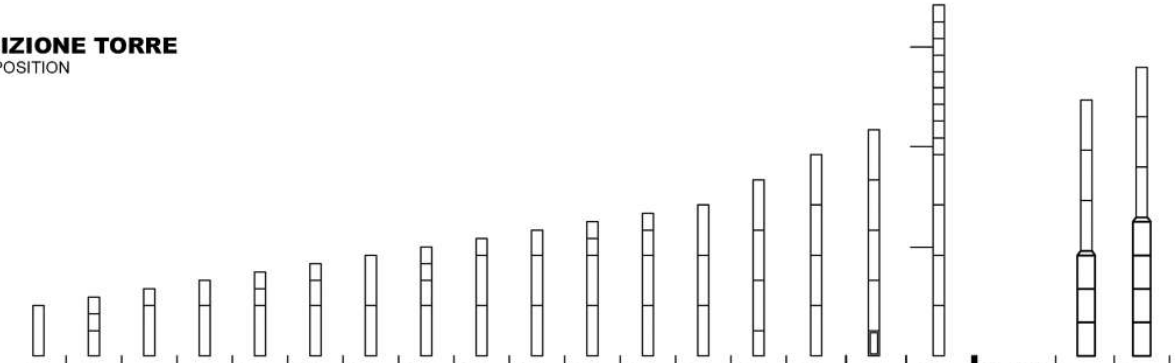

| | | | | | | | | | | | | | | | | | | | |
|---|---|---|---|---|---|---|---|---|---|---|---|---|---|---|---|---|---|---|---|
| H- SGT | 13,3 m | 15,3 m | 17,3 m | 19,3 m | 21,3 m | 23,3 m | 25,3 m | 27,3 m | 29,3 m | 31,3 m | 33,3 m | 35,3 m | 37,3 m | 43,3 m | 49,3 m | 55,3 m | 134,0 m | H- SGV | 56,1 m | 62,1 m |
| H- SUB | 14,4 m | 16,4 m | 18,4 m | 20,4 m | 22,4 m | 24,4 m | 26,4 m | 28,4 m | 30,4 m | 32,4 m | 34,4 m | 36,4 m | 38,4 m | 44,4 m | 50,4 m | 56,4 m | ⓘ ANC | | | |
| H- SUB+ | 14,9 m | 16,9 m | 18,9 m | 20,9 m | 22,9 m | 24,9 m | 26,9 m | 28,9 m | 30,9 m | 32,9 m | 34,9 m | 36,9 m | 38,9 m | 44,9 m | 50,9 m | 56,9 m | | | | |
| ELEMENTS COMPOSITION ● = STANDARD | TTN ● | TTD +TTD +TTF | TTD +TTN | TTF +TTN ● | TTD +TTD +TTN | TTD +TJF +TTN | TTN +TTN ● | TTD +TTD +TTF +TTN | TTD +TTN +TTN | TTF +TTN +TTN ● | TTD +TTD +TTN +TTN | TTD +TTF +TTN +TTN | TTN +TTN +TTN ● | TTN +TTN +TTN +TTF ● | TTN +TTN +TTN +TTN ● | TTN +TTN +TTN +TUF | US380I US460I US470I ⓘ | | TTN +TTN +TTN +JTT +TVF +TVF +TVF | TTN +TTN +TTN +JTT +TVF +TVF +TVF +TVF |

**EN 14439 - EN 13001** CE 2000/14

## SUPPORTI
GROUND SUPPORTS

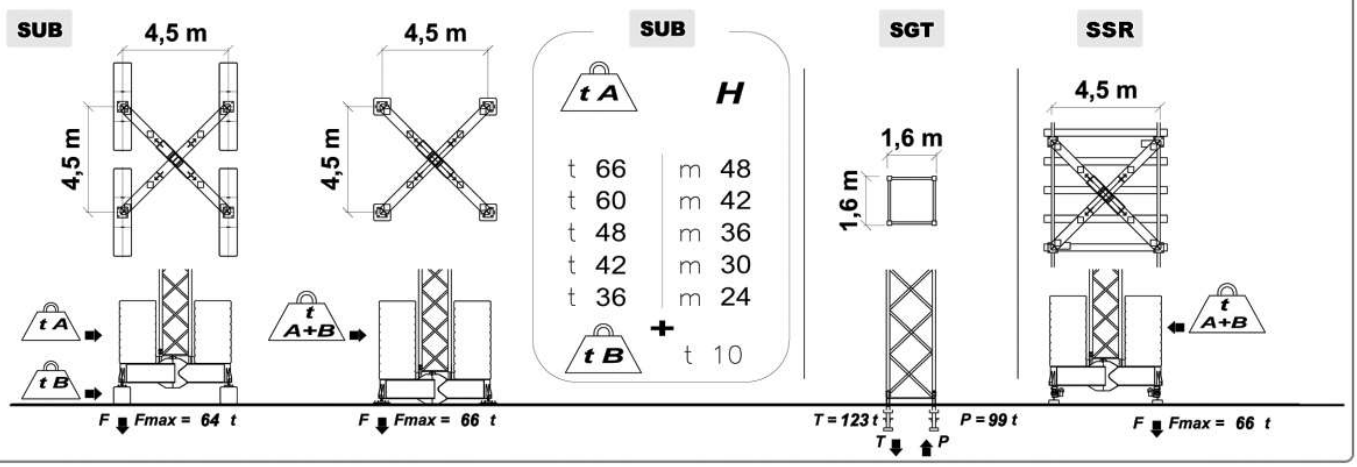


## GRUPPO MOTORE
MOTOR GROUP









### SOLLEVAMENTO — HOIST

| | Us 470 i<br>400 V (+/- 5%) - 50 Hz<br>46 kW<br>Trifase - Threephase | | | | Us 460 i<br>400 V (+/- 5%) - 50 Hz<br>40 kW<br>Trifase - Threephase | | | | Us 380 i<br>400 V (+/- 5%) - 50 Hz<br>31 kW<br>Trifase - Threephase | | | |
|---|---|---|---|---|---|---|---|---|---|---|---|---|
| | kg | | m/min | kW | kg | | m/min | kW | kg | | m/min | kW |
| 2 falde | 0< ● <5200 | 1 | 6 | 30 | 0< ● <4100 | 1 | 5 | 24 | 0< ● <2600 | 1 | 5 | 18 |
| | 0< ● <5200 | 2 | 26 | | 0< ● <4100 | 2 | 33 | | 0< ● <2600 | 2 | 32 | |
| | 0< ● <3000 | 3 | 46 | | 0< ● <2600 | 3 | 50 | | 0< ● <1300 | 3 | 56 | |
| | 0< ● <3000 | 4 | 74>m/min>46 VARIOMATIC | | 0< ● <2600 | 4 | 76>m/min>50 VARIOMATIC | | 0< ● <1300 | 4 | 75>m/min>56 VARIOMATIC | |
| | ELECTRONIC FINE ADJUSTMENT | | | | ELECTRONIC FINE ADJUSTMENT | | | | ELECTRONIC FINE ADJUSTMENT | | | |
| 4 falde | 0< ● <10200 | 1 | 3 | 30 | 0< ● <8200 | 1 | 2,5 | 24 | 0< ● <5200 | 1 | 2,5 | 18 |
| | 0< ● <10200 | 2 | 13 | | 0< ● <8200 | 2 | 16,5 | | 0< ● <5200 | 2 | 16 | |
| | 0< ● <6000 | 3 | 23 | | 0< ● <5200 | 3 | 25 | | 0< ● <2600 | 3 | 28 | |
| | 0< ● <6000 | 4 | 37>m/min>23 VARIOMATIC | | 0< ● <5200 | 4 | 38>m/min>25 VARIOMATIC | | 0< ● <2600 | 4 | 37,5>m/min>28 VARIOMATIC | |
| | ELECTRONIC FINE ADJUSTMENT | | | | ELECTRONIC FINE ADJUSTMENT | | | | ELECTRONIC FINE ADJUSTMENT | | | |

### CARRELLO — TROLLEY

| kg | | m/min | kW | kg | | m/min | kW | kg | | m/min | kW |
|---|---|---|---|---|---|---|---|---|---|---|---|
| 0< ● <MAX | 1 | ▸▸▸ 14 | | 0< ● <MAX | 1 | ▸▸▸ 14 | | 0< ● <MAX | 1 | ▸▸▸ 12 | |
| 0< ● <MAX | 2 | ▸▸▸ 39 | 5,2 | 0< ● <MAX | 2 | ▸▸▸ 39 | 5,2 | 0< ● <MAX | 2 | ▸▸▸ 29 | 2,2 |
| 0< ● <3000 | 3 | ▸▸▸ 78 | | 0< ● <2600 | 3 | ▸▸▸ 78 | | 0< ● <2600 | 3 | ▸▸▸ 58 | |
| ELECTRONIC FINE ADJUSTMENT | | | | ELECTRONIC FINE ADJUSTMENT | | | | ELECTRONIC FINE ADJUSTMENT | | | |

### ROTAZIONE — SLEWING

| rpm | | | Nm |
|---|---|---|---|
| 0 | 0,3 | 1 | 2 x 65 |
| 0,3 | 0,8 | 2 | |

ELECTRONIC SENSITIVE SLEWING

### TRASL. — RAIL

| m/min | kW |
|---|---|
| ▸▸▸ 12 | 4 x 2,2 |

## PESI
WEIGHTS

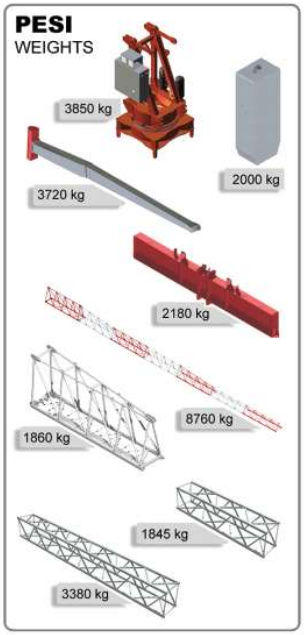


DBLink + 4.0








LIGHT SIGNAL



PANEL INSIDE THE CABIN

DALBE

sky CRANES®




**DALBE CRANES**
db@grudalbe.com
+39 0331 668425

sky CRANES®

# 840

**67,7 m - 2200 kg**

**Load capacity: 12,2 t**




DB® DALBE




# Sky 840

**Flat top crane model**
**68 m - 2200 kg**
**Load capacity: 12,2 t**

## MADE IN ITALY

Project, design and development
Construction and processing of structures
Assembly and testing plant
*Progettazione e sviluppo*
*Costruzione e lavorazione strutture*
*Stabilimento di assemblaggio e collaudo*

**ITALY - LOMBARDY**

## Load Diagrams
*Diagrammi di carico:*

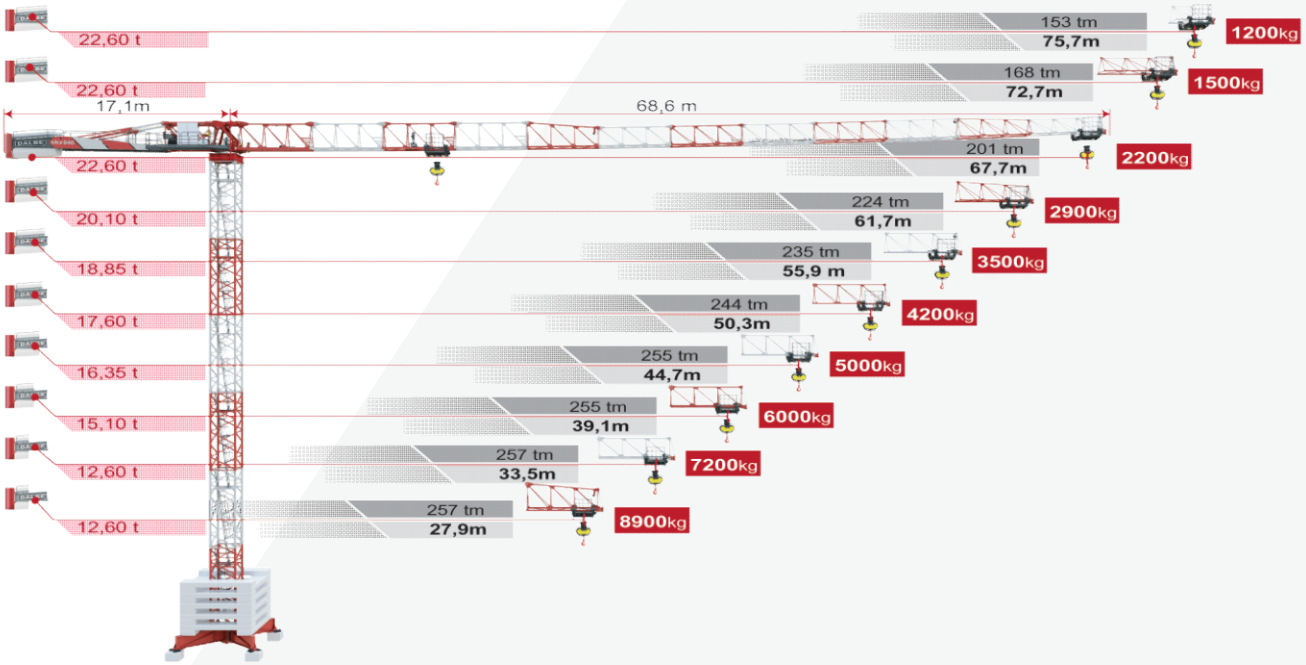


Length of the jib: 68 m
*Lunghezza del braccio:*

| Lifting unit | Maximum load IV *Massima portata* | Maximum load II *Massima portata* |
|---|---|---|
| US 520i | 12200 kg | 6100 kg |
| US 470i | 10200 kg | 5100 kg |
| US 460i | 8200 kg | 4100 kg |

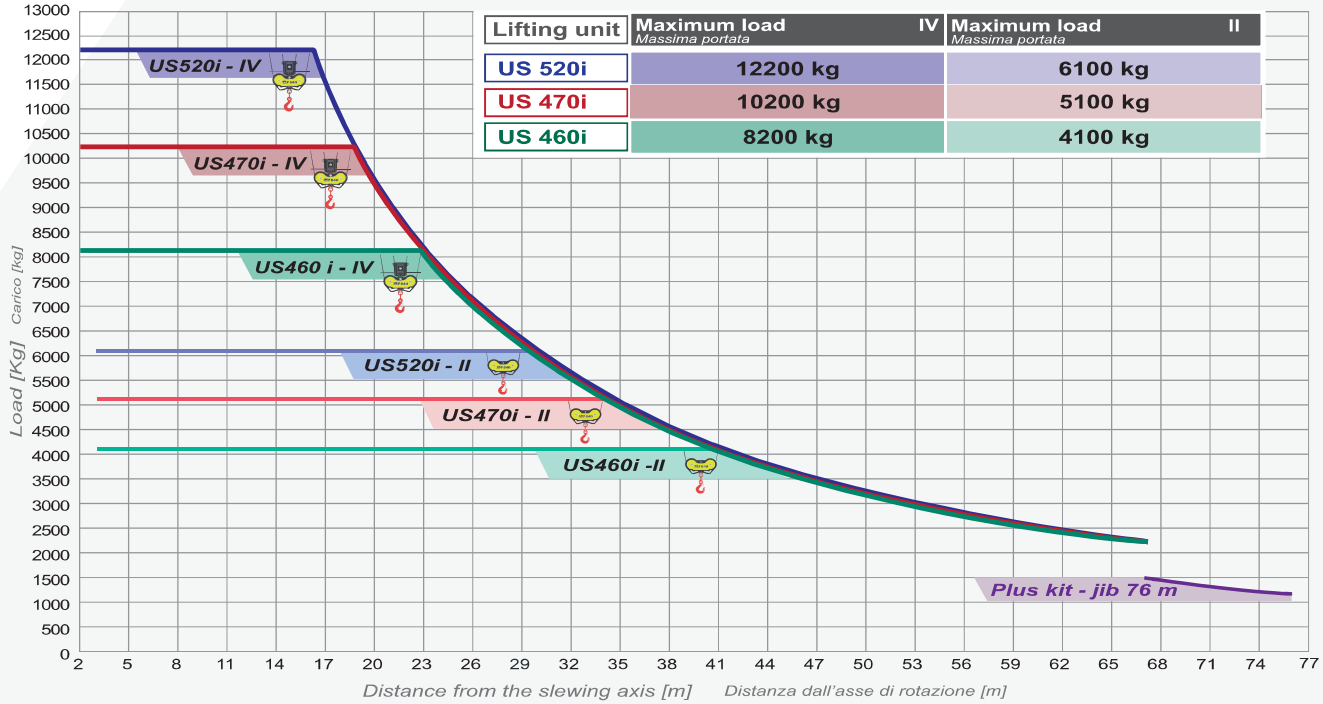


*Technical data are not binding and are only indicative - I dati e le misure hanno un valore indicativo, pertanto non sono impegnativi*

## TECHNICAL SPECIFICATIONS
*SPECIFICHE TECNICHE*

### Lifting Unit:
*Unità di sollevamento:*

## HOIST - *SOLLEVAMENTO*

| | US 520i | US 470i | US 460i |
|---|---|---|---|
| | 400 V ( ± 5%) 50 Hz — 76 kVA / 65 kW | 400 V ( ± 5%) 50 Hz — 68 kVA / 58 kW | 400 V ( ± 5%) 50 Hz — 61 kVA / 52 kW |
| range kg | speed m/min | power kw | |
| 0 < X < 6100 | 8 | 37 | |
| 0 < X < 6100 | 30 | | |
| 0 < X < 4200 | 52 | | |
| 0 < X < 2700 | 65 | | |
| 0 < X < 1400 | 95 VARIOMATIC | | |
| 0 < X < 5100 | 6 | 30 | |
| 0 < X < 5100 | 26 | | |
| 0 < X < 3000 | 46 | | |
| 0 < X < 1400 | 76 VARIOMATIC | | |
| 0 < X < 4100 | 5 | 24 | |
| 0 < X < 4100 | 31 | | |
| 0 < X < 2600 | 50 | | |
| 0 < X < 1400 | 76 VARIOMATIC | | |
| 0 < X < 12200 | 4 | 37 | |
| 0 < X < 12200 | 15 | | |
| 0 < X < 8400 | 26 | | |
| 0 < X < 5400 | 32.5 | | |
| 0 < X < 2800 | 47.5 VARIOMATIC | | |
| 0 < X < 10200 | 3 | 30 | |
| 0 < X < 10200 | 13 | | |
| 0 < X < 6000 | 23 | | |
| 0 < X < 2800 | 38 VARIOMATIC | | |
| 0 < X < 8200 | 2.5 | 24 | |
| 0 < X < 8200 | 15.5 | | |
| 0 < X < 5200 | 25 | | |
| 0 < X < 2800 | 38 VARIOMATIC | | |

## TROLLEY - *CARRELLO*

| range kg | speed m/min | power kw |
|---|---|---|
| 0 < X < 6100 | 7 | 5.2 |
| 0 < X < 6100 | 39 | |
| 0 < X < 4200 | 60 | |
| 0 < X < 1400 | 90 | |
| 0 < X < 12200 | 7 | 5.2 |
| 0 < X < 12200 | 39 | |
| 0 < X < 4200 | 60 | |
| 0 < X < 1400 | 90 | |
| 0 < X < 5100 | 7 | 5.2 |
| 0 < X < 5100 | 39 | |
| 0 < X < 3000 | 60 | |
| 0 < X < 1400 | 90 | |
| 0 < X < 10200 | 7 | 5.2 |
| 0 < X < 10200 | 39 | |
| 0 < X < 3000 | 60 | |
| 0 < X < 1400 | 90 | |
| 0 < X < 4100 | 7 | 5.2 |
| 0 < X < 4100 | 39 | |
| 0 < X < 2600 | 60 | |
| 0 < X < 1400 | 90 | |
| 0 < X < 8200 | 7 | 5.2 |
| 0 < X < 8200 | 39 | |
| 0 < X < 2600 | 60 | |
| 0 < X < 1400 | 90 | |

## SLEWING - *ROTAZIONE*

**TVS - Torque Vectoring System**

Torque-controlled slewing
Managed by PLC and inverter

*Rotazione in controllo di coppia tramite PLC e inverter*

| rpm | Nm |
|---|---|
| 0.3 - 0.8 | 3 x 65 |

*Technical data are not binding and are only indicative - I dati e le misure hanno un valore indicativo, pertanto non sono impegnativi*

# TOWER CONFIGURATIONS AND BASES
*CONFIGURAZIONI DELLE TORRI E DEI BASAMENTI*

## Towers:
*Torri:*

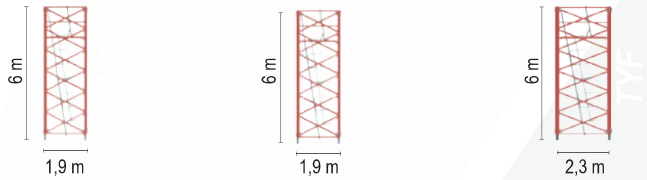


| TOWERS | MAX HEIGTH FREE STANDING |
|---|---|
| TVF | 36 m |
| TVF+TXF | 60 m |
| TVF+TXF+TYF | 74 m |

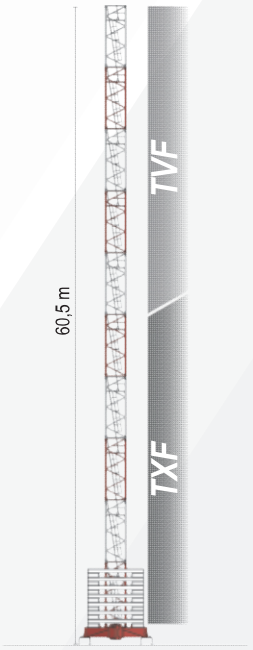


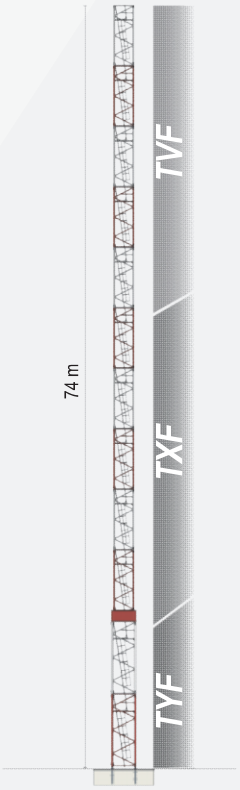


**SKS Building Anchorage up to 120 metres**
Ancoraggi a fabbricato SKS fino a 120 metri

*Maximum standard distance from building: 5 metres*
*Distanza massima standard dal fabbricato: 5 metri*



## Base:
*Appoggi:*




**SVB**

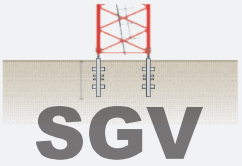

**SGV**

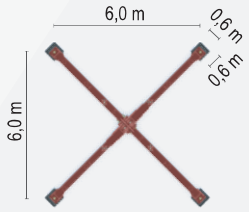


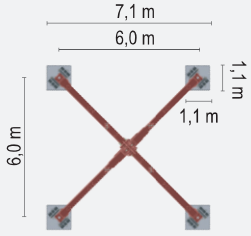


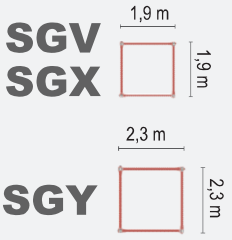


**Heights longer than 120 metres available**
Please contact our Technical Department

***Possibilità di altezze oltre 120 metri***
*Contattare il nostro Ufficio Tecnico*

*Technical data are not binding and are only indicative - I dati e le misure hanno un valore indicativo, pertanto non sono impegnativi*

## LOAD DIAGRAMS / JIB LENGTH
*DIAGRAMMI DI PORTATA / LUNGHEZZA BRACCIO*

### Jib 76 m
*Braccio 76 m*

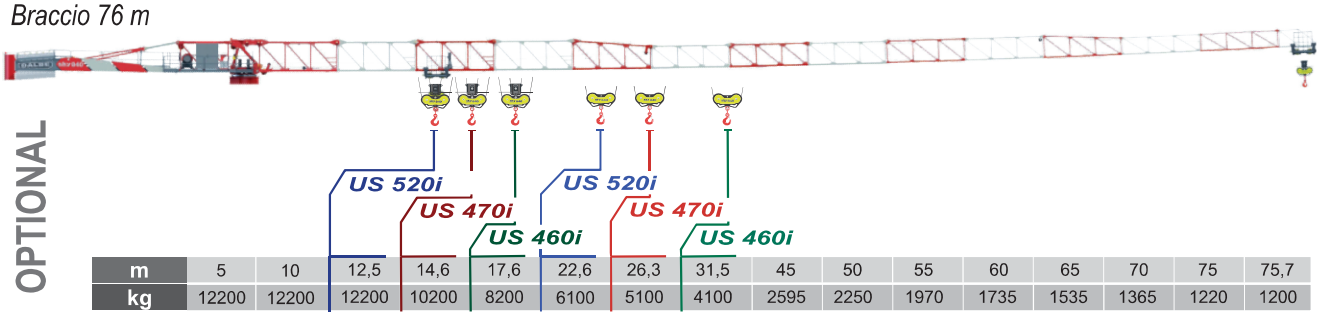


| m | 5 | 10 | 12,5 | 14,6 | 17,6 | 22,6 | 26,3 | 31,5 | 45 | 50 | 55 | 60 | 65 | 70 | 75 | 75,7 |
|---|---|---|---|---|---|---|---|---|---|---|---|---|---|---|---|---|
| kg | 12200 | 12200 | 12200 | 10200 | 8200 | 6100 | 5100 | 4100 | 2595 | 2250 | 1970 | 1735 | 1535 | 1365 | 1220 | 1200 |

### Jib 73 m
*Braccio 73 m*

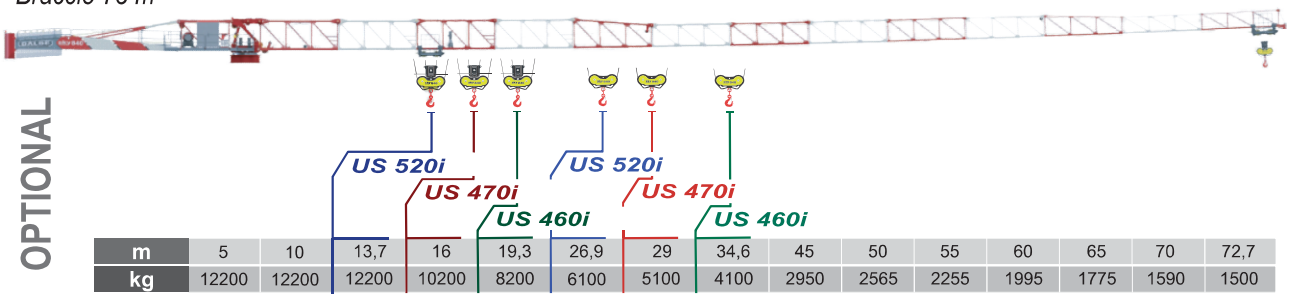


| m | 5 | 10 | 13,7 | 16 | 19,3 | 26,9 | 29 | 34,6 | 45 | 50 | 55 | 60 | 65 | 70 | 72,7 |
|---|---|---|---|---|---|---|---|---|---|---|---|---|---|---|---|
| kg | 12200 | 12200 | 12200 | 10200 | 8200 | 6100 | 5100 | 4100 | 2950 | 2565 | 2255 | 1995 | 1775 | 1590 | 1500 |

### Jib 68 m
*Braccio 68 m*

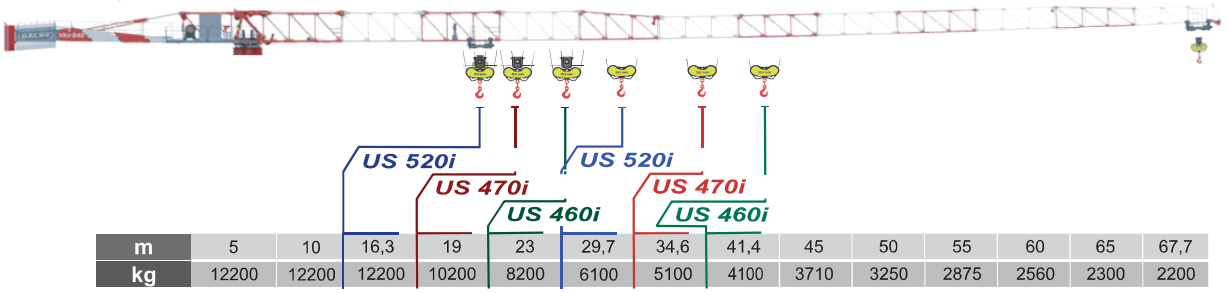


| m | 5 | 10 | 16,3 | 19 | 23 | 29,7 | 34,6 | 41,4 | 45 | 50 | 55 | 60 | 65 | 67,7 |
|---|---|---|---|---|---|---|---|---|---|---|---|---|---|---|
| kg | 12200 | 12200 | 12200 | 10200 | 8200 | 6100 | 5100 | 4100 | 3710 | 3250 | 2875 | 2560 | 2300 | 2200 |

### Jib 62 m
*Braccio 62 m*

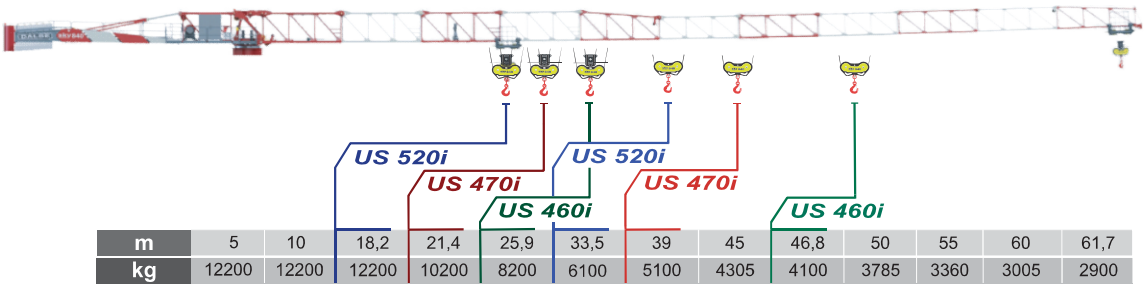


| m | 5 | 10 | 18,2 | 21,4 | 25,9 | 33,5 | 39 | 45 | 46,8 | 50 | 55 | 60 | 61,7 |
|---|---|---|---|---|---|---|---|---|---|---|---|---|---|
| kg | 12200 | 12200 | 12200 | 10200 | 8200 | 6100 | 5100 | 4305 | 4100 | 3785 | 3360 | 3005 | 2900 |

*Technical data are not binding and are only indicative - I dati e le misure hanno un valore indicativo, pertanto non sono impegnativi*

# LOAD DIAGRAMS / JIB LENGTH
*DIAGRAMMI DI PORTATA / LUNGHEZZA BRACCIO*

## Jib 56 m
*Braccio 56 m*

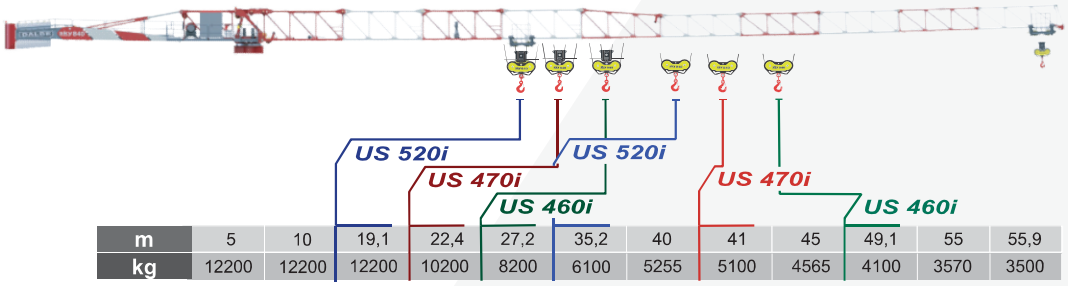


| m | 5 | 10 | 19,1 | 22,4 | 27,2 | 35,2 | 40 | 41 | 45 | 49,1 | 55 | 55,9 |
|---|---|---|---|---|---|---|---|---|---|---|---|---|
| kg | 12200 | 12200 | 12200 | 10200 | 8200 | 6100 | 5255 | 5100 | 4565 | 4100 | 3570 | 3500 |

## Jib 50 m
*Braccio 50 m*

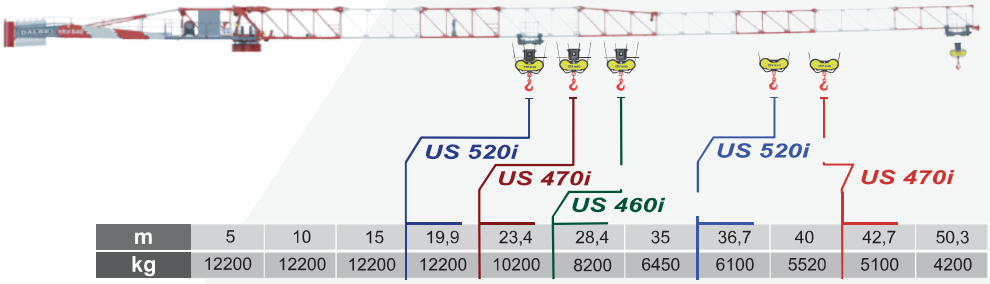


| m | 5 | 10 | 15 | 19,9 | 23,4 | 28,4 | 35 | 36,7 | 40 | 42,7 | 50,3 |
|---|---|---|---|---|---|---|---|---|---|---|---|
| kg | 12200 | 12200 | 12200 | 12200 | 10200 | 8200 | 6450 | 6100 | 5520 | 5100 | 4200 |

## Jib 45 m
*Braccio 45 m*

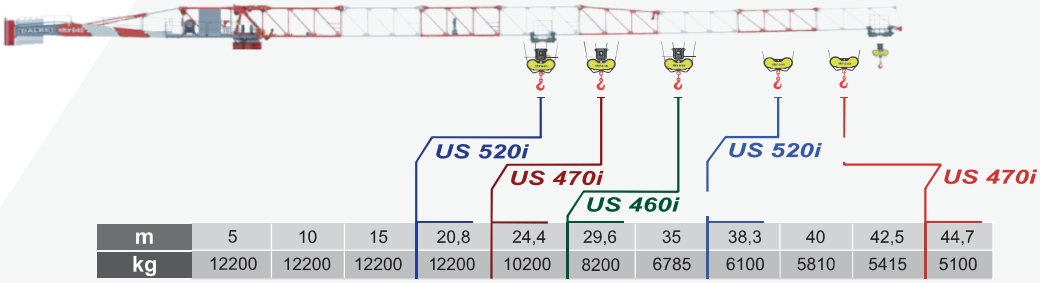


| m | 5 | 10 | 15 | 20,8 | 24,4 | 29,6 | 35 | 38,3 | 40 | 42,5 | 44,7 |
|---|---|---|---|---|---|---|---|---|---|---|---|
| kg | 12200 | 12200 | 12200 | 12200 | 10200 | 8200 | 6785 | 6100 | 5810 | 5415 | 5100 |

## Jib 40 m
*Braccio 40 m*

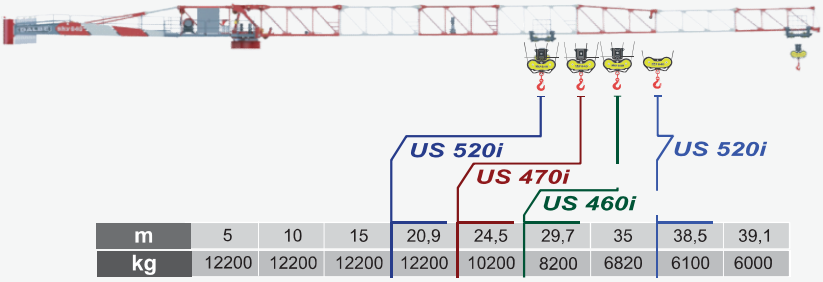


| m | 5 | 10 | 15 | 20,9 | 24,5 | 29,7 | 35 | 38,5 | 39,1 |
|---|---|---|---|---|---|---|---|---|---|
| kg | 12200 | 12200 | 12200 | 12200 | 10200 | 8200 | 6820 | 6100 | 6000 |

*Technical data are not binding and are only indicative - I dati e le misure hanno un valore indicativo, pertanto non sono impegnativi*

## LOAD DIAGRAMS / JIB LENGTH
*DIAGRAMMI DI PORTATA / LUNGHEZZA BRACCIO*

### Jib 34 m
*Braccio 34 m*

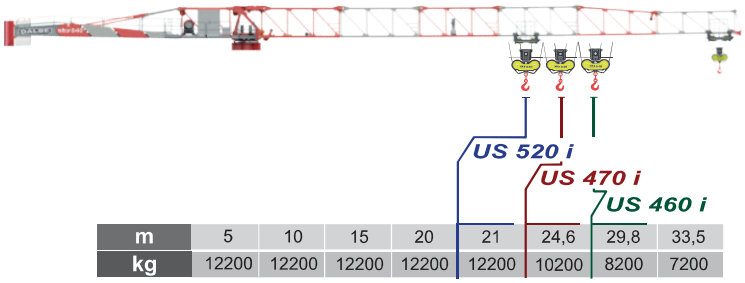


| m | 5 | 10 | 15 | 20 | 21 | 24,6 | 29,8 | 33,5 |
|---|---|---|---|---|---|---|---|---|
| kg | 12200 | 12200 | 12200 | 12200 | 12200 | 10200 | 8200 | 7200 |

### Jib 28 m
*Braccio 28 m*

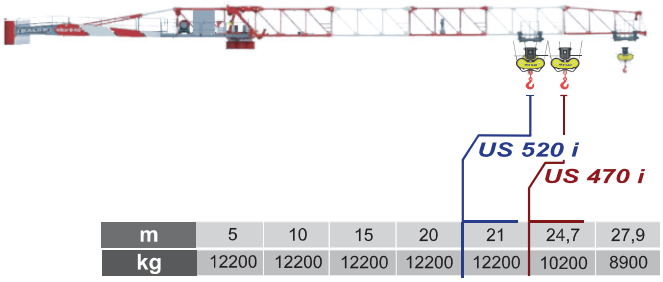


| m | 5 | 10 | 15 | 20 | 21 | 24,7 | 27,9 |
|---|---|---|---|---|---|---|---|
| kg | 12200 | 12200 | 12200 | 12200 | 12200 | 10200 | 8900 |

## MODULAR JIB ASSEMBLY
*MONTAGGIO DEL BRACCIO MODULARE*

The jib can be lifted fully assembled, in groups, or as individual sections.
*Il braccio può essere sollevato interamente assemblato, a gruppi, o per singoli settori.*

## QUICK AND SIMPLE ASSEMBLY
*RAPIDITA' E SEMPLICITA' DI ASSEMBLAGGIO*

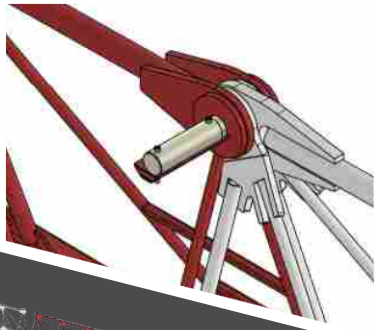

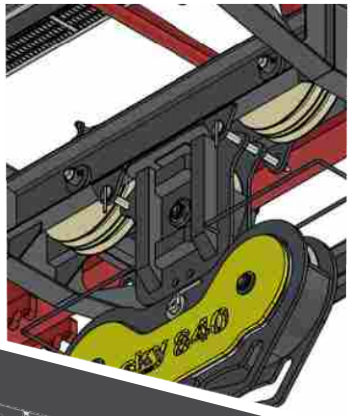



*Technical data are not binding and are only indicative - I dati e le misure hanno un valore indicativo, pertanto non sono impegnativi*

# TABLE OF COMPONENTS
*TABELLA DEI COMPONENTI*

## Main measurements and weight:
*Ingombri e pesi:*

**Jib element -** Elemento di braccio **BAS**

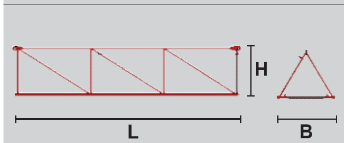


L= 5,64
B= 1,5
H= 1,26
kg= 260

**Jib element -** Elemento di braccio **BIS**

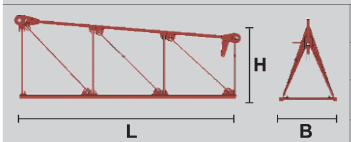


L= 5,64
B= 1,5
H= 2,16
kg= 1150

**Ballast -** Zavorra

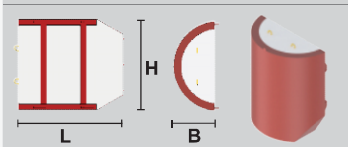


L= 1,89
B= 1,58
H= 0,8
kg= 3850

**Jib element -** Elemento di braccio **BBS**

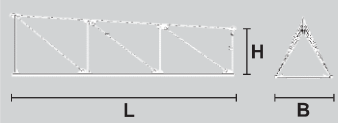


L= 5,64
B= 1,5
H=1,58
kg= 290

**Jib element -** Elemento di braccio **BLS**

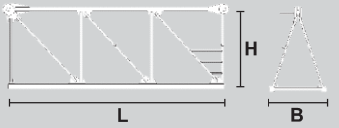


L= 5,64
B= 1,5
H= 2,19
kg= 1350

**Ballast -** Zavorra

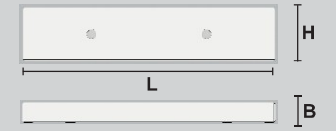


L= 5,45
B= 1,15
H= 0,41
kg= 6000

**Jib element -** Elemento di braccio **BCS**

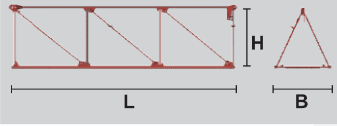


L= 5,64
B= 1,5
H= 1,59
kg= 400

**Jib element -** Elemento di braccio **BMS**

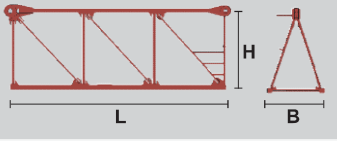


L= 5,64
B= 1,5
H= 2,21
kg= 1600

**Ballast -** Zavorra **- 1250kg**




L= 1,8
B= 0,25
H= 1,39
kg= 1250

**Jib element -** Elemento di braccio **BDS**

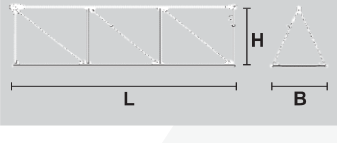


L= 5,64
B= 1,5
H= 1,61
kg= 480

**Jib element -** Elemento di braccio **BNS**




L= 5,64
B= 1,5
H= 2,24
kg= 1800

**Ballast -** Zavorra **- 2500kg**




L= 1,8
B= 0,47
H= 1,39
kg= 2500

**Jib element -** Elemento di braccio **BES**




L= 5,64
B= 1,5
H= 1,62
kg= 615

**Jib element -** Elemento di braccio **BPS**




L= 5,64
B= 1,56
H= 2,34
kg= 2400

**Tower element -** Elemento della torre **TVF / TXF**

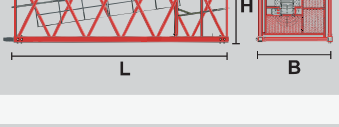


L= 6,0
H-B= 2,06
TVF kg= 2520
TXF kg= 3100

**Jib element -** Elemento di braccio **BFS**

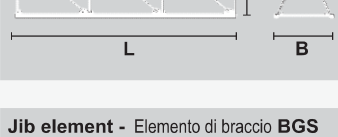


L= 5,64
B= 1,5
H= 1,67
kg= 775

**Crane top -** Cuspide




L= 2,16
B= 2,25
H= 3,14
kg= 9000

**Trolley -** Carrello

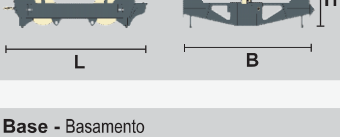


L= 2,01
B= 1,93
H= 0,86
kg= 550

**Jib element -** Elemento di braccio **BGS**

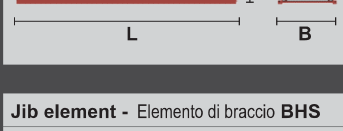


L= 5,64
B= 1,5
H= 1,68
kg= 890

**Counterjib -** Controfreccia

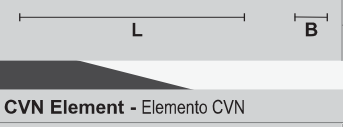


L= 11,77
B= 1,73
H= 1,22
kg= 4500

**Base -** Basamento

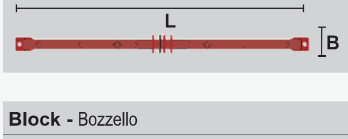


L= 8,75
B= 1,61
H= 0,57
kg= 2660

**Jib element -** Elemento di braccio **BHS**




L= 5,64
B= 1,5
H= 1,69
kg= 1050

**CVN Element -** Elemento CVN




L= 4,02
B= 2,09
H= 2,24
kg= 2500

**Block -** Bozzello




L= 1,18
B= 0,26
H= 0,67
kg= 300

*Technical data are not binding and are only indicative - I dati e le misure hanno un valore indicativo, pertanto non sono impegnativi*

STANDARD

**DBLink**
Sensors network, processed by PLC: INFO - ALARMS - DIAGNOSTICS - ASSISTED MOVEMENTS. With the DBLink system, the main crane operating parameters are displayed in real time, allowing immediate control by the operator on the remote control LCD display.
*Rete sensori, elaborazione tramite PLC: INFO - ALLARMI - DIAGNOSTICA - MANOVRE ASSISTITE. Con il sistema DBLink, i principali parametri di funzionamento della gru sono visualizzati in tempo reale, consentendo un controllo immediato da parte dell'operatore tramite lo schermo LCD del radiocomando.*




**SMART Position**
The Smart Position function allows the operator to store a point within the working area and automatically stop the machine once it is reached, facilitating repetitive operations.
*La funzione Smart Position consente di memorizzare un punto nell'area di lavoro e di arrestare automaticamente la macchina al suo raggiungimento, facilitando le operazioni ripetitive.*




**SMART Zone**
The Smart Zone function allows the definition of a dedicated working area, both in terms of slewing range and operating radius.
*La funzione Smart Zone consente di definire un'area di lavoro dedicata, sia in termini di ampiezza di rotazione che di raggio operativo.*




**QLS System**
Quick adjustment of load limiters: a simple device that ensures precise calibration of the load limiting system.
*Regolazione rapida dei limitatori di carico: un semplice dispositivo che garantisce la perfetta taratura del sistema di limitazione del carico.*




**E-Trolley**
Quick adjustment of load limiters: a simple device that ensures precise calibration of the load limiting system.
*Gestione elettronica della posizione del carrello tramite encoder: una singola taratura regola automaticamente arresti e rallentamenti per tutte le configurazioni di braccio con estrema precisione.*



**TVS System – Torque Vectoring Slewing**
Slewing control via PLC and inverter operating in torque control mode ensures high load stability and extremely smooth, responsive machine operation, even during fine positioning.
*Il controllo della rotazione tramite PLC e inverter in controllo di coppia, garantisce un'elevata stabilità del carico ed un comportamento dinamico della macchina estremamente fluido e manovrabile anche negli accostamenti.*



**Nighttime Obstruction Lights – *Luci Segnaletiche Notturne***
Dusk-to-dawn flashing lights.
*Lampeggianti ad azionamento crepuscolare.*







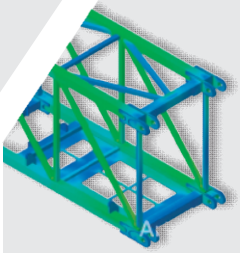

## OPTIONALS

**DBLink 4.0**
Remote monitoring and management via GSM modem, GPS localization, automatic generation of working-day reports.
*Monitoraggio ed interazione da remoto tramite modem GSM, localizzazione GPS, generazione report automatici della giornata di lavoro.*




**Cabin**
Ergonomic and comfortable operator cabin, designed to ensure excellent visibility and optimal machine control.
*Cabina operatore ergonomica e confortevole, progettata per garantire un'elevata visibilità e un controllo ottimale della macchina.*



**SNF Control Unit**
Automatic slewing bearing lubrication system with dedicated control unit, ensuring continuous and optimal lubrication over time.
*Sistema di ingrassaggio automatico della ralla con centralina dedicata, che garantisce una lubrificazione costante e ottimale nel tempo.*



**Service Derrick**
Service derrick for auxiliary lifting and handling operations during assembly and maintenance phases.
*Derrick di servizio per operazioni ausiliarie di sollevamento e movimentazione durante le fasi di montaggio e manutenzione.*



OPTIONAL





## REFERENCE STANDARDS
*NORMATIVE*

**EN 14439:2025 –** Tower cranes – Safety
*Gru a torre – Sicurezza*

**EN ISO 12100:2010** – Safety of machinery – General principles for design – Risk assessment and risk reduction
*Sicurezza del macchinario – Principi generali di progettazione – Valutazione e riduzione del rischio*

**EN 13001-1:2015** – Cranes – General design – Part 1: General principles and requirements
*Apparecchi di sollevamento – Progettazione generale – Parte 1: Principi e requisiti generali*

**EN 13001-2:2021** – Cranes – General design – Part 2: Load actions
*Apparecchi di sollevamento – Progettazione generale – Parte 2: Azioni di carico*

**EN 13001-3-1:2018** – Cranes – General design – Part 3-1: Limit states and proof of competence of steel structures
*Apparecchi di sollevamento – Progettazione generale – Parte 3-1: Stati limite e verifica delle strutture in acciaio*

**EN 60204-32:2008** – Safety of machinery – Electrical equipment of machines – Part 32: Requirements for hoisting machines
*Sicurezza del macchinario – Equipaggiamento elettrico delle macchine – Parte 32: Prescrizioni per macchine di sollevamento*



# DBLink

**DBLink is the control and information system available on our cranes.**
**The parameters being checked are:**

- **LOAD**
- **t m OVERTURNING MOMENT** (depending on the model)
- **WIND SPEED**
- **BASE TILTING**
- **TROLLEY POSITION**
- **SLEWING POSITION** (for Smart Position and Smart Zone functions)
- **SELECTED WORKING PROGRAM**
- **CURRENT MANEUVER**
- **LIMIT SWITCH STATUS**



**The crane PLC processes information from the sensors and activates or inhibits the maneuvers, according to the load and environmental conditions, then transmits them to the operator panel, which can be on the remote control or installed in the cabin. From the panel, it is also possible to activate Smart functions that make the operator's work simpler:**




**Smart Position allows to memorize a point in the working area and automatically stop the crane when that point is reached, saving time during positioning.**




**Smart Zone allows to delimit a portion of the action ring of the crane, both in terms terms of slewing degrees and of radius meters. This makes it easier to prevent the load from passing over areas not belonging to the construction site.**

**It is possible, then, to access the counters page that provides information on alarms and conditions of use of the crane.**

**DBLink is available as optional on all cranes, both DALBE and Sky Cranes models.**
**It can be integrated with 4.0 functions for remote crane management and control.**

# DBLink

**DBLink è il sistema di controllo e informazione disponibile sulle nostre gru.**
**I parametri che vengono controllati sono:**

- **CARICO**
- **MOMENTO**
- **VELOCITA' DEL VENTO**
- **INCLINAZIONE BASE**
- **POSIZIONE CARRELLO**
- **POSIZIONE ROTAZIONE** (per funzioni Smart Position e Smart Zone)
- **PROGRAMMA SELEZIONATO**
- **MANOVRA INSERITA**
- **STATO FINECORSA**



**Il PLC della gru elabora le informazioni dei sensori e attiva o inibisce le manovre a seconda delle condizioni di carico e ambientali, poi le trasmette al pannello operatore, che può essere sul radiocomando o installato in cabina. Dal pannello, poi, è possibile attivare le funzioni Smart che semplificano il lavoro dell'operatore:**




**Smart Position consente di memorizzare una posizione del carrello in modo da tornare rapidamente nello stesso punto limitando il tempo per il posizionamento.**




**Smart Zone permette di delimitare una porzione dell'anello di azione della gru, sia in termini di gradi di rotazione che di metri di sbraccio. In questo modo è più facile evitare di sovrastare con il carico aree non di pertinenza del cantiere.**

**E' possibile, poi, accedere alla pagina dei contatori che fornisce informazioni sugli allarmi e sulle condizioni d'uso della gru.**

**DBLink è disponibile su tutta la gamma DALBE e Sky Cranes e può essere integrato con le funzioni 4.0 per controllo e gestione da remoto.**




With the 4.0 option, the DBLink system connects the **crane** to **the world**.

In fact, remotely, it is possible to:

- see the same screen as the operator, therefore all the DBLink sensors informations
- access automatic Reports and generate specific ones
- enable or disable the erecting program
- check the GPS position of the machine
- limit the usage permit by time bands
- access the diagnostics page
- limit the crane tm capacity

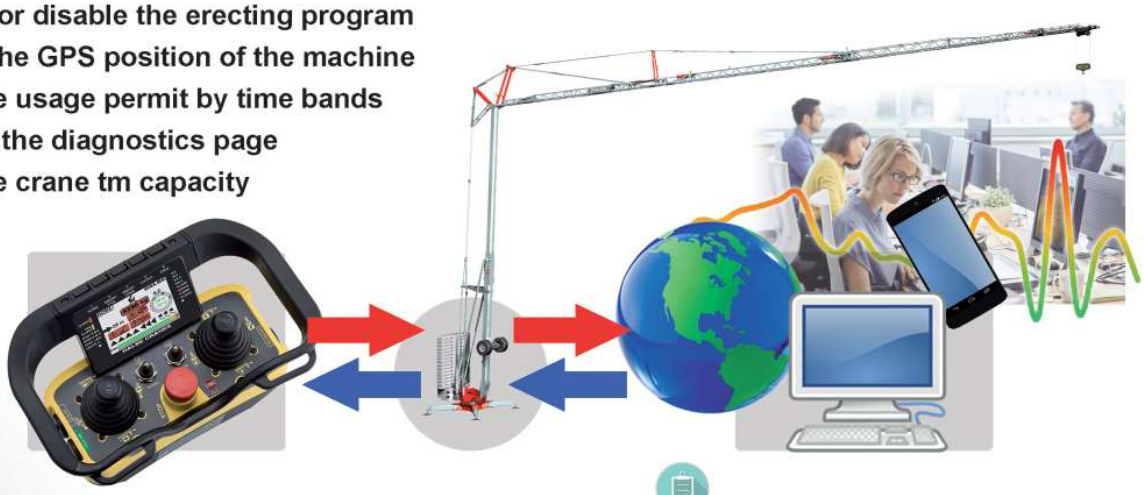

All this is transformed into **safety** and **efficiency**, both for the user and for those who manage rental fleets.
Assistance is **faster** and **cheaper**, machine downtimes are shorter, control is **easier** and, when necessary, can intervene by blocking the machine.

The **Reports**, which can be differentiated by user and renter, contain **information on the work** of the crane, on the tons handled for example, on the frequency of intervention of the safety devices, on the number of alarms, on the geographical position, on the work start and end times. Examination of the reports and **graphs** that are automatically generated allows to measure effective **exploitation** of the crane, with obvious advantages in terms of **preventive maintenance**.

**DBLink 4.0** is available on the complete range of DALBE and Sky Cranes machines.

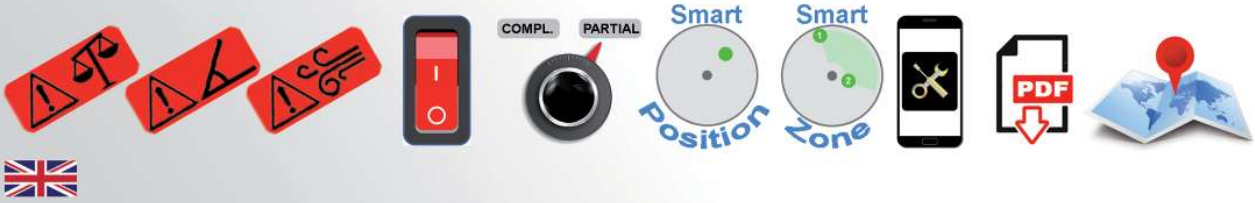




DB DALBE Sky CRANES

**Con l'opzione 4.0, il sistema DBLink mette in comunicazione la gru con il mondo.**

**Da remoto infatti è possibile:**

- vedere in diretta la stessa schermata dell'operatore e quindi tutte le informazioni del DBLink
- accedere ai Report automatici e generarne di specifici
- abilitare o disabilitare il programma di montaggio
- conoscere la posizione GPS della macchina
- limitare nel tempo il permesso di utilizzo
- accedere alla pagina della diagnosi
- limitare la capacità della gru

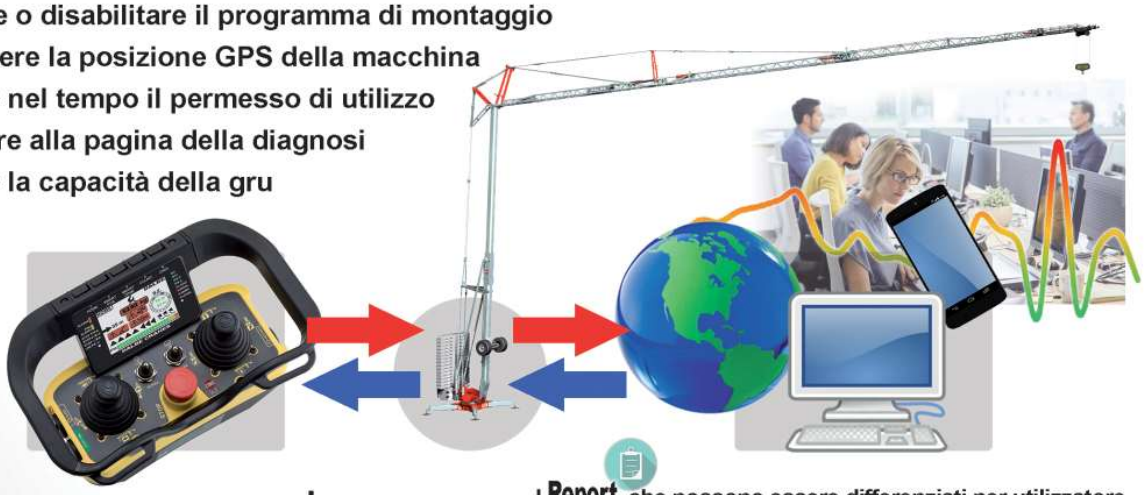

**Tutto questo si trasforma in sicurezza ed efficienza, sia per l'utilizzatore che per chi gestisce flotte di noleggio.**

**L'Assistenza è più veloce e costa meno, i tempi di fermo macchina sono più corti, il controllo è più semplice e, quando necessario, può intervenire bloccando la macchina.**

***Il sistema DBLink 4.0 è disponibile su tutta la gamma DALBE e Sky Cranes.***

**I Report, che possono essere differenziati per utilizzatore e noleggiatore, contengono informazioni sul lavoro della gru, sulle tonnellate movimentate per esempio, sulla frequenza di intervento dei dispositivi di sicurezza, sul numero di allarmi, sulla posizione geografica, sugli orari di inizio e fine lavoro.**

**La consultazione dei Report e dei grafici che vengono automaticamente generati consente di misurare l'effettivo sfruttamento della gru, con evidente vantaggio in termini di manutenzione preventiva.**

**Relativamente al mercato italiano, il sistema è corredato dalla documentazione redatta da Organismo Notificato ai fini dell'applicazione dei vantaggi fiscali correlati alla tecnologia 4.0**



# dalbecranes.com






**DALBE CRANES**

via Europa, 84
I 21015 Lonate Pozzolo - VA
+39 0331 668 425
db@grudalbe.com
www.dalbecranes.com